

LONGWOOD

Winthrop Eagles

2024-25 Record: 21-10, 11-5 Big South

2023-24 Record: 17-15, 8-8 Big South

Head Coach: Mark Prosser (4th season/8th overall)

Winthrop/Career Record: 76-51/118-127

Big South Record: 43-23



Longwood Lancers

2024-25 Record: 18-13, 7-9 Big South

2023-24 Final Record: 21-14, 6-10 Big South

Head Coach: Griff Aldrich (5th season/same)

Longwood/Career Record: 127-99/same

Big South Record: 64-56

WINTHROP

TIP-INS

- Eagles are in their 47th season of basketball overall and 40th in the Big South Conference
- Seeded third for just the fourth time in program history and first since 2017-18
- Eagles win over Longwood on Feb. 26 secured a 20-win season, the 15th in program history and second under Prosser
- Winthrop has 21 wins for the 12th time in program history
- Have an all-time record of 55-25 in the Big South Tournament and have exited in quarterfinals for two straight seasons
- On Nov. 17 the Eagles captured the program's 800th win all-time (818-622)
- The victory was also the 100th career win for head coach Mark Prosser
- Earned 10 wins prior to league play for first time since 2015-16

HOW THEY MATCHUP



85.0	Scoring	78.2
.474	FG%	.466
.336	3FG%	.335
7.8	3FGM PG	6.5
.677	FT%	.728
38.6	Rebounding	34.5
12.7	Assists	13.5
8.1	Steals	7.6
3.3	Blocks	2.1
13.2	Turnovers PG	12.5
78.2	Scoring Defense	73.6
.442	FG% Defense	.476
.356	3FG% Defense	.328
+2.8	Rebound Margin	+2.7
+1.6	Turnover Margin	+2.3
W3	W/L Streak	W1

GAME INFORMATION

Game 32: #3 Winthrop vs. #6 Longwood

Mar. 7, 2025 | 8:30 p.m. (EST)

Johnson City, Tenn. | Freedom Hall (8,500)

Radio: Winthrop Sports Network

Station: 94.3 FM | WGNC AM1450/101.1FM | ESPN730

Play-by-Play: Mike Pacheco

Analyst: Michael Jenkins

Television: ESPN+

Play-by-Play: Mike Gleason

Analyst: Sarah Jansen

---Series History vs. Longwood---

Overall..... 20-8

Last Meeting 2/26/25

Result W, 85-59

Current Streak W2

at Freedom Hall..... 0-0

at Neutral Site 0-2

In Overtime 2-0

Most Points (WIN)..... 95 (two times)

Most Points (LWU)..... 92 (1/29/22)

Prosser vs. Longwood..... 4-5

Prosser vs. Longwood (neutral)..... 0-2

Prosser at Freedom Hall..... 0-3

2024-25 Schedule/Results

21-10, 11-5 Big South

NOVEMBER (6-3)

4	Piedmont	W, 125-65
9	Little Rock (Homecoming)	W, 82-67
11	at Virginia Tech (ACCNX)	L, 58-52
15	+ William & Mary	W, 86-85
16	+ Georgia Southern	L, 89-87
17	+ North Carolina Central	W, 77-75
22	at Louisville (ACCNX)	L, 76-61
25	LIU	W, 87-65
27	Averett	W, 99-56

DECEMBER (4-2)

3	at Queens	W, 86-78
7	Coastal Carolina	W, 96-89
12	+ Bob Jones	W, 103-55
17	at Florida State (ACCNX)	L, 82-64 p.m.
21	Mercer	W, 102-97
29	at Indiana	L, 77-68

JANUARY (4-4)

2	* USC Upstate	W, 95-76
4	* at Radford	L, 87-67
8	* at Gardner-Webb	L, 89-83
11	* Longwood	W, 95-76
15	* Charleston Southern	W, 102-97 (3OT)
18	* at UNC Asheville	L, 93-84
25	* at High Point	L, 84-62
29	* Presbyterian College	W, 76-67

FEBRUARY (6-1)

1	* Gardner-Webb	W, 96-93
5	* at Charleston Southern	W, 83-65
8	* at USC Upstate	W, 105-95
12	* Radford	W, 78-74
15	* High Point	L, 88-66
19	* at Presbyterian College	W, 81-77
26	* at Longwood	W, 85-59

MARCH (1-0)

1	* UNC Asheville	W, 103-90
7-9	# (6) Longwood	8:30 p.m.

+ (Played at Rock Hill Sports & Events Center - Rock Hill, SC)

* Big South Conference Game

Big South Tournament (Freedom Hall - Johnson City, Tenn.)

Games on ESPN+ unless otherwise noted

All Games (EST)

PROBABLE STARTERS


11 HARRISON
Sr. ▶ Guard

MIN. 29.5
PPG 13.4
RPG 2.3
APG 3.9
FG% 50.7
3FG% 43.2

10 JOHNSON
Sr. ▶ Guard

MIN. 27.6
PPG 12.6
RPG 3.4
APG 1.6
FG% 42.3
3FG% 33.3

15 KAMARAD
Sr. ▶ Forward

MIN. 12.9
PPG 3.7
RPG 2.6
APG 0.5
FG% 43.7
3FG% 24.1

12 DOUCET
Sr. ▶ Forward

MIN. 25.1
PPG 14.0
RPG 5.5
APG 1.2
FG% 50.5
3FG% 36.6

4 TALFORD
Sr. ▶ Forward

MIN. 27.5
PPG 15.8
RPG 7.7
APG 0.9
FG% 64.4
FT% 66.5

Athletic Communications/MBB Contact
 Brett Redden - Asst. AD for Communications
 (803) 367-1649 / reddennb@winthrop.edu

2024-25 Winthrop Basketball Roster

NUMERICAL ROSTER

NO.	NAME	YR.	POS.	HT.	WT.	HOMETOWN/PREVIOUS SCHOOL
1	Isaiah Wilson	Sr.	G	6-1	180	Pittsburgh, Pa./ Richmond
2	Ryan Jolly	Gr.	G	6-3	180	Martinez, Ga. / Piedmont University
3	Paul Jones III	Fr.	G	6-4	170	Suffolk, Va. / Combine Academy
4	Kelton Talford	Sr.	F	6-7	200	Great Falls, S.C./ Great Falls H.S.
5	Yoro Diallo	R-So.	F	6-8	210	Cincinnati, Ohio/ Moeller H.S.
8	Cam Christy	Jr.	G	6-4	200	Walton, Ky. / Mount St. Joseph University
10	Nick Johnson	Sr.	G	6-4	200	Bronx, N.Y./ New Hampshire
11	Kasen Harrison	Sr.	G	6-2	200	Beaumont, Texas/ Lamar
12	K.J. Doucet	Sr.	F	6-7	230	Austell, Ga./ Fort Valley State
13	Clay Howard	Jr.	G	6-3	180	Aiken, S.C./ Aiken H.S.
14	Noah Van Bibber	So.	G	6-5	190	Debary, Fla./ Concord Academy
15	Tommy Kamarad	Sr.	F	6-8	205	Buford, Ga. / Arkansas Tech
21	Tai Hamilton	So.	F	6-10	200	Charlotte, N.C. / William & Mary
22	Henry Harrison	So.	G	5-11	175	Lewisburg, Pa./ Lewisburg H.S.
51	Logan Duncomb	Jr.	C	6-10	230	Cincinnati, Ohio / Xavier
55	Bryce Baker	Jr.	G	6-5	200	Mooresville, N.C. / Old Dominion

COACHING STAFF

Head Coach—Mark Prosser (Marist, '02)
Associate Head Coach—Tony Rack (Northern Kentucky, '12)
Associate Head Coach—Monty Sanders (Elon, '09)
Assistant Coach—Mitchell Hill (Tennessee Tech, '15)
Director of Basketball Operations—Kaylin Johnson (Samford, '12)
Video Coordinator—Matt Erps (Winthrop, '18)
Director of Player Development—Andre Smith (Winthrop, '15)
Special Assistant to Head Coach—Thomas Lefler (Western Carolina, '22)

PRONUNCIATION GUIDE

4-Kelton Talford	TAL-FERD
5-Yoro Diallo	YOR-OWE DEE-ALL-OH
12-K.J. Doucet	DEW-SET
15-Tommy Kamarad	CAM-UH-RAD
51-Logan Duncomb	DONE-COME

RADIO / TV PLAYER PHOTO CHART



Isaiah Wilson
G, 6-1, Sr.
Pittsburgh, Pa.



Ryan Jolly
G, 6-3, Gr.
Martinez, Ga.



Paul Jones III
G, 6-4, Fr.
Suffolk, Va.




Kelton Talford
F, 6-7, Sr.
Great Falls, S.C.



Yoro Diallo
F, 6-8, R-So.
Cincinnati, Ohio




Cam Christy
G, 6-4, Jr.
Walton, Ky.



Nick Johnson
G, 6-4, Sr.
Bronx, N.Y.




Kasen Harrison
G, 6-2, Sr.
Beaumont, Texas



K.J. Doucet
F, 6-7, Sr.
Austell, Ga.




Clay Howard
G, 6-3, Jr.
Aiken, S.C.



Noah Van Bibber
G, 6-5, So.
Debary, Fla.



Tommy Kamarad
F, 6-8, Sr.
Buford, Ga.



Tai Hamilton
F, 6-10, So.
Charlotte, N.C.



Henry Harrison
G, 5-11, So.
Lewisburg, Pa.



Logan Duncomb
C, 6-10, Jr.
Crystal Lake, Ill.



Bryce Baker
G, 6-5, Jr.
Mooresville, N.C.



Mark Prosser
HEAD COACH



EAGLE EYE VIEW OF THE TEAM

WINTHROP SERIES HISTORY VERSUS LONGWOOD

- Eagles and Lancers meet for the third time this season and the second time in a nine-day span
- Winthrop won the last meeting 85-59 in Farmville, Va. to sweep the regular season series for the first time since 2020-21
- Winthrop leads the all-time series 20-8 and has won two in a row
- This marks the 5th meeting all-time in the Big South Conference Tournament as the Lancers have won two straight, including a 69-56 win over the Eagles in the quarterfinals of the 2024 Big South Tourney
- Each team has won twice in the previous four meetings of a conference tournament matchup
- The two teams also met in the 2022 Big South Conference Title Game
- In 28 meetings all-time the Eagles have scored 2,062 points (73.64 ppg) and the Lncers have scored 1,813 (64.75 ppg)

WINTHROP IN BIG SOUTH TOURNAMENT

- Fell in the quarterfinals of the 2024 conference tournament with a 69-56 to 5th-seeded Longwood
- Seeded 3rd for the 4th time in program history and hold a 4-3 when seeded 3rd
- It's the first time since 2017-18 the Eagles are the third seed
- In 2018 the Eagles opened the tournament with a win over Gardner-Webb 72-68 before falling to Radford in the semifinals, 61-52
- In 2009-10 the Eagles were seeded 3rd and captured the Big South Title, knocking off the Top 2 seeds on their way to the championship trophy
- Hold an all-time record of 55-26 and 29-18 when playing on a neutral court
- The 55 wins are the most by any other Big South program
- Have appeared in 18 Big South title games, the last time in 2022
- Eagles have won their opening game of the tournament in nine of the last 11 seasons
- Winthrop holds the record for the most Big South Championship (13) and consecutive wins in conference tournament play (12)

EAGLES IN BIG SOUTH

- Finish 11-5 in the league and tied for second place with UNC Asheville
- Bulldogs had the tie-breaker and earned the two seed while the Eagles are seeded third
- In two meetings with Asheville this season the Eagles allowed 90 or more points
- It was the first time allowing the same opponent 90 or more points in the same season since...
- Have been .500 or better the last 12 seasons in conference play (8-8 in 2023-24 was only year .500 - above .500 the other 11 seasons)
- This is the 15th season the Eagles have earned at least 11 conference wins and the 8th when playing 16 or fewer conference games
- Reached 10 league wins for the 21st time in program history
- The win at Longwood was the fourth straight on the road by the Eagles
- After the win over Asheville to close out the regular season, the Eagles have won eight of the last nine
- Against the Lancers the Eagles knocked down a season-high 16 threes and hit 10 or more for the second time against Longwood this season (14 in first meeting)
- The 16 threes were the most by the Eagles in a league game since Feb. 24, 2022 when the Eagles had 16 in an 89-59 win at home over Upstate
- It was the most in a league road game since posting 16 at USC Upstate on Dec. 13, 2020 in a 107-77 win
- In the last two games the Eagles have drained 28 threes (28-for-56)
- Opened league play with a win for the second straight season and have won 11 of the last 12
- The 96 points vs. Gardner-Webb was the fourth conference game in which the Eagles have scored 95 or more points
- In the loss to High Point on Jan. 25 the Eagles had a season-low six offensive rebounds
- Captured a triple-overtime victory against Charleston Southern, 102-97
- It was the first triple overtime game for the Eagles since Jan. 13, 2024 in a 92-88 win over Radford
- Eagles now have an all-time overtime record of 44-32 and are a perfect 4-0 in triple overtime games
- Lead the Big South in scoring in all games (85.0 ppg) and tied for second in conference games only (85.1 ppg)
- Missed 17 free throws in the loss at Gardner-Webb (21-for-38), which is the most missed free throws in a league game since 20 on Feb. 28, 2024 at High Point (30-50)
- In the second meeting with Gardner-Webb the Eagles missed 14 free throws (26-for-40), but that time ended up with the win
- Committed just nine turnovers at High Point and have dropped three straight games committing fewer than 10 turnovers
- Winthrop has dropped the last six league games in which it had fewer than 10 turnovers
- Shooting .495 percent in 16 league games and .685 at the free throw line
- The 95 points vs. USC Upstate tied for the second-most scored in a Big South opener, which happened to be against USC Upstate in 2020
- The record is 108, which they achieved vs. VMI in 2007
- Lead the league in steals per game at 8.1 and offensive rebounds (12.6)
- Eagles haven't led the conference in steals per game since 2020-21 and just twice in the history of the league (other was 2005-06)
- Have 12 straight seasons with at least a .500 or better record in conference
- The Eagles are 59-23 in conference play over the last five seasons and 74-26 over the last six
- Eagles played their 600th regular season conference game on Feb. 8 at USC Upstate
- Hold an all-time regular season league record mark of 361-245 (.593)
- The 361 victories are the most by any Big South member

LOOKING BACK AT 2023-24

- Season ended with a 69-56 loss to 5th-seeded Longwood, the eventual Big South Champion
- Returned 4-of-5 starters from last year's team that was 17-15 overall
- All four returning starters were also the Top 4 in scoring from from 2023-24
- Two-Time All-Big South First Team selection Kelton Talford is the top returner as he led the team with 14.1 ppg and 5.8 rpg
- K.J. Doucet was second on the team in scoring at 12.4 ppg and second on the team with 51 made threes
- Kasen Harrison was also in double-figures at 11.3 ppg and led the team with 3.8 apg (ranked 3rd in Big South)
- Nick Johnson averaged 10.4 ppg and led the team with 44 steals, while ranking 4th in the Big South at 1.4 per game

TEAM NEWS

- This is the program's 1,441st game as Winthrop holds an all-time record of 818-622
- Eagles dropped 103 points on UNC Asheville, which was the 6th game this season with 100 or more points
- It was also the 6th time in the series with Asheville that the Eagles reached the century mark
- Eagles have more 100 point game vs. Asheville than any other opponent
- It was the 20th 100-point game vs. a D1 opponent as the Eagles are 18-2 in those games
- Eagles are 1-of-5 programs that leads the NCAA D1 level for the most active players on a roster with 1,500 or more points (Talford, Doucet, K. Harrison)
- Averaging 85.0 ppg through 31 games which is on pace to setting a program record for scoring
- Program record for points per game in a single-season is 83.6 ppg set by the 1992-93 squad (30 games)
- Eagles fell 88-66 to High Point at home on Feb. 15, the first home loss by 20 or more points since Feb. 21, 2024 in a 23-point loss to PC (78-55)
- Eagles have suffered home losses by 20 or more points just three in the last 27 seasons
- In the last 27 season the Eagles have only lost by 20 or more points to a league opponent eight times
- Suffered largest margin of defeat on the season at High Point (-22), which is also the largest league defeat since Feb. 9, 1998 (-22 vs. Radford)
- Opened February 4-0 for the first time since 2021-22 when they were undefeated at 8-0
- Played in 4th triple overtime game in program history and defeated Charleston Southern 102-97 to improve to 4-0 all-time
- After just one triple overtime game in the program's first 40 seasons, the Eagles have gone to triple overtime three times in the last seven seasons
- Led by as much as 26 points in the 95-76 win over Longwood and connected on a season-high (at the time) 14 threes
- Led by as much as 32 points in the 85-59 win at Longwood behind a season-high 16 threes
- Dropped back-to-back games for the first time this season after the loss at Gardner-Webb
- Eagles reached 90-plus points for the sixth time this season after defeating USC Upstate 95-76
- Used a 25-0 second half run to open the game up, which is a season-best run
- The previous best was a 21-0 run in the win over Bob Jones
- In the second win over Upstate on the road, the Eagles used a 14-0 second half run to pull away
- The win over Upstate was the 10th home win of the season, which is 10 or more home wins for a 13th straight season
- Reached 10 wins before conference play for first time since 2015-16 (1-of-4 Big South programs to do so)

EAGLE EYE VIEW OF THE TEAM

- Posted the 45th all-time 100 point game in the 102-97 triple overtime victory over Charleston Southern (43-2 all-time)
- Eagles have five 1,000 point scorers (4 with 1,400) on this year's roster, tied for the 3rd most in the nation (D1) as Kentucky/Mississippi/Ole Miss/Kansas/Oklahoma St. lead the way with seven
- Teams with six are Alabama and Auburn while Winthrop, Chattanooga, Clemson, LMU, Louisville, Miami, Missouri, Gonzaga, Nebraska, Oregon, Southern California, Texas, and UC San Diego have five
- In the first half of the game at FSU, Kelton Talford grabbed an offensive rebound and made a layup which was the 100,000th point in the history of the program
- Talford has over 1,700 of those points personally and ranks 4th all-time in program history
- The 2023-24 team set the NCAA D1 program record for free throws made (601) and free throws attempted (856) for a single-season
- The 18.8 free throws made per game were a program record, as were the 26.8 free throw attempts per game
- This year the Eagles are on pace to beat both of those records
- Last year the Eagles 238 more free throws than opponents and made 601, which was nearly as many as opponents attempted (618)
- Winthrop led the nation in free throw attempts per game (26.8)
- Eagles finished 9th in the nation in total free throw attempts, 16th in free throws made
- Through 31 games this year the Eagles are averaging 28.9 free throw attempts a game and have attempted 229 more free throws than their opponents
- The 28.9 free throw attempts lead the nation in attempts per game (games through Mar. 3)
- Winthrop has made 608 free throws for 19.6 per game, which is third in the nation behind Missouri (19.8) and South Dakota (20.0)
- The 608 free throws rank 2nd all-time for a single-season in program history (record is 646 set in 1980-81)
- The 898 attempts are ranked the second-most (931 is record set in 1980-81)
- In the win over Mercer, the Eagles attempted 48 free throws, the 5th game this season in which they have attempted 40 or more
- The '23-24 team had just two games all season with 40 or more free throw attempts despite setting program's D1 record for free throws made and free throws attempted
- Have attempted 20 or more free throws in 27-of-31 games, 30 or more 14 times and 40 or more in six games
- In the win over Coastal, the Eagles had just five turnovers, the first time since Mar. 8, 2015 against Coastal Carolina in the 2015 Big South Title Game (lost 81-70)
- That season the Eagles had 10 games with fewer than 10 turnovers (have six this season)
- Picked up first road win of the season with an 86-78 win at Queens on Dec. 3
- Was the first non-conference road game win in the state of North Carolina since Nov. 22, 2010 when the Eagles won 83-74 at Wake Forest
- Mark Prosser coached his 100th game as head coach of the Eagles on Nov. 15 and captured his 100th career win the same day
- The win also marked the 800th in program history
- Eagles got after it defensively vs. LIU, recording 10 blocks and getting 12 steals while holding LIU to 65 points (tied for fewest points allowed by the Eagles this season)
- It was the first time this season the Eagles have had double-digit blocks and steals in the same game
- In fact it was the first time Winthrop has had 10 or more blocks in a single-game since Feb. 10, 2018 as they had 10 at High Point
- The last time the Eagles had 10 or more blocks and 10 or more steals in the same game was Jan. 7, 2010 vs. VMI (11 blocks, 13 steals)
- Eagles went 2-1 in the Rock Hill Classic and all three matchups being one possession games
- The 100th win for Prosser came on a buzzer-beater by junior transfer Bryce Baker with a corner three
- It was the first buzzer-beater win for the Eagles since Keon Johnson's jumper as time expired in an 86-84 victory at Radford on Jan. 13, 2016
- In games versus D1 opponents this season the Eagles are 15-10 overall and averaging 81.6 ppg while allowing 80.9 ppg
- The first loss of the season came at Virginia Tech, 58-52
- The 58 points were the second-lowest the Eagles have ever allowed vs. an ACC opponent
- This was the first loss by the Eagles when holding an opponent under 60 points since falling 57-55 to UNC Asheville at home on Jan. 29, 2021
- In the win over Little Rock, the Eagles opened the second half on a 16-4 run for a double-digit lead and never looked back
- It was the second straight game this season, the Eagles dominated the glass 52-32
- It was also the second straight game the Eagles had 20-plus offensive rebounds (21 vs. Little Rock)
- Eagles opened with a 60-point victory over Piedmont on Nov. 4
- The 60-point win was the second-largest margin of victory in program history
- Hauled in 63 rebounds vs. Piedmont, first time grabbing 60 or more rebounds in a game since 2019 vs. Pfeiffer (61)
- The Eagles matched a program record for offensive rebounds with 28 that was set Dec. 2, 2023 against Coastal Carolina
- Also finished with 64 points in the paint and 38 second-chance points
- Hold an all-time mark of 130-95 in the month of November, 139-150 in the month of December, 256-189 in January, 236-153 in February and 54-35 in March
- Since 2016-17 the Eagles are 23-5 in home games during the month of November, 29-17 in December, 32-9 in January, 46-19 in February and 13-8 in March

CURRENT BIG SOUTH MEMBERS

(ranked by overall wins)	Since (2012-13)		2024-25	2024-25
School	Overall	Big South	Overall	Big South
Winthrop	262-146	153-69	21-10	11-5
Radford	235-186	130-92	19-12	9-7
UNC Asheville	229-180	136-82	20-10	11-5
High Point	221-184	129-92	26-5	14-2
Gardner-Webb	219-198	129-95	10-19	5-11
Longwood	177-244	87-137	18-13	7-9
USC Upstate**	149-232	40-76	6-25	2-14
Presbyterian College	133-274	61-160	14-17	7-9
Charleston Southern*	107-238	57-133	10-21	6-10

(Games Through Mar. 1, 2024)

* Charleston Southern had 51 wins (31 conference wins and 3 conference tournament wins vacated)

** USC Upstate overall record from 2012-13 - 2017-18 in Atlantic Sun Conference



Piedmont - Ryan Jolly
 Little Rock - Kasen Harrison
 at Virginia Tech - Kasen Harrison
 William & Mary - Bryce Baker
 Georgia Southern - Kasen Harrison
 NC Central - Kelton Talford
 at Louisville - Kelton Talford
 LIU - Kelton Talford
 Averett - Paul Jones III
 at Queens - Nick Johnson
 Coastal Carolina - K.J. Doucet
 Bob Jones - Kelton Talford
 at Florida State - Nick Johnson
 Mercer - Nick Johnson
 at Indiana - Kelton Talford
 USC Upstate - Kelton Talford
 at Radford - Kelton Talford
 at Gardner-Webb - Kelton Talford
 Longwood - Kasen Harrison
 Charleston Sou. - Nick Johnson
 at UNC Asheville - Bryce Baker
 at High Point - Kasen Harrison
 Presbyterian - Kelton Talford
 Gardner-Webb - Kasen Harrison
 at Charleston Sou. - Kelton Talford
 at USC Upstate - Kasen Harrison
 Radford - Nick Johnson
 High Point - Kasen Harrison
 at Presbyterian - K.J. Doucet
 at Longwood - Bryce Baker
 UNC Asheville - K.J. Doucet
 #6 Longwood -

NEXT EAGLES WIN WILL...

- Be first tournament win since 2022
- Put the Eagles in the semifinals for a 25th time in program history
- Give the Eagles 22 wins for the 10th time at the D1 level
- Give Prosser his 119th career win and 113th win as an NCAA D1 coach
- Give the program 819 victories all-time
- Be the 678th all-time at the NCAA D1 level

WINTHROP

All-Time Head Coaches (Wins)

Coach	Wins	Losses	Pct.
Gregg Marshall	194	83	.700
Pat Kelsey	186	95	.663
Nield Gordon	160	100	.615
Randy Peele	77	82	.484
Mark Prosser	76	51	.598
Steve Vacendak	74	98	.430
Dan Kenney	51	113	.331

EAGLE EYE VIEW OF THE TEAM

- The win over Averett was the 6th win in the month of November, tying a program record set back in 1980-81 which is the only other time an Eagle team won six games in November
- With the win over Bob Jones, the Eagles ensured at least a .500 or better record in December for a second straight season (4-3 last year) and the fourth time in the last five years
- Voted to finish second in the Big South Conference Preseason Poll (1 first-place vote) for the second time in the last three seasons
- Winthrop has 11 or more threes in 44 games in the Prosser Era (Hold a 35-9 record in those 43 contests)
- Over the last four seasons Winthrop is 96-13 when leading at the half (152-24 since the start of the 2015-16 season/166-33 since the 2014-15 season)
- In the last 12 seasons the Eagles are 189-27 when leading at the half, 47-99 when trailing and 10-4 when tied
- In Big South contests since 2013-14, the Eagles are 126-16 when leading at the half, 35-43 when trailing and 7-3 when tied
- In the last 218 victories, the Eagles have won by double-figures in 132 of them (61%)
- Over the last 12 seasons Winthrop is 178-70 when attempting 20 or more free throws, 57-14 when attempting 30 or more, 12-3 when attempting 40 or more and 1-1 when attempting 50-plus
- During that same time span, Winthrop is 80-73 when it has less than 20 free throw attempts
- Have won 18 of the last 21 games attempting 30 or more free throws after having lost 4-of-5 prior
- In the last 12 seasons Winthrop is 80-12 when making 10 or more threes and attempting 20 or more free throws in same game
- Since 2012-13 the Eagles have more wins than any other Big South Conference school (261), 26 more than the next team (Radford -235)

TEAM STREAKS

- Have hit at least one three-point basket in 412 consecutive games
- Now have 13 straight seasons with 10 or more home wins
- Have been Top 3 scoring in the Big South for 10 straight seasons
- Had a streak of 20 or more free throw attempts come to an end at Charleston Southern
- Won 12 straight games at the Winthrop Coliseum before falling to High Point
- Have won four straight road games and three straight overall

HEAD COACH MARK PROSSER

- In his fourth season as head coach of the Eagles and 8th season overall as a head coach
- He became the 7th head coach in program history and joined all previous head coaches in winning their first game coaching the Eagles
- Coached in his 100th game at the helm of the Eagles on Nov. 15 and earned his 100th career win in the same game
- Coached his 200th game and earned his 50th victory at Winthrop on Jan. 10 and earned an 81-71 road win
- Mark Prosser is coaching in his 244th game (216th at NCAA D1 level)
- Prosser moved into 5th on the all-time wins list at Winthrop with 75, passing Steve Vacendak (74) after the win at Longwood
- Led the Eagles to 23 wins in 2021-22, the most by any first-year head coach in program history
- Prosser joined Steve Vacendak, Gregg Marshall and Randy Peele as the only coaches to start their Winthrop career 2-0
- Became 1-of-3 Winthrop coaches to win their first Big South Conference regular season game and to start 2-0 (Dan Kenney/Gregg Marshall) and just Prosser and Marshall began their Big South career 5-0
- First Winthrop coach to reach at least 11 league wins in first season at the helm (finished with 14)
- Guided the team to its first ever win over a PAC 12 opponent with an 82-74 win at Washington (11/27/21)
- Came to the Eagles after three years as head coach of Western Carolina
- In his second season with the Catamounts he and his staff put together the nation's second biggest turnaround in D1 men's basketball (12-win improvement)
- Spent six seasons at Winthrop as an Associate Head Coach (Assistant coach - 1st year)
- Holds a career record of 118-127 (113-104) at the NCAA D1 level
- Graduated from Marist and then became a student assistant three seasons before joining the staff at Wofford as an assistant coach in 2002-03
- After one season he became an assistant coach at Bucknell (2003-08)
- While at Bucknell, the Bison upset Kansas in the 2005 NCAA Tournament
- Returned to Wofford as an assistant coach in 2008 where he remained until taking the head coaching job at Brevard College in 2011-12
- After one season he left Brevard to join the Winthrop coaching staff

NATIONAL STATISTICAL RANKING

(2024-25 / games through Mar. 4)

Category	Rank (Top 75)
Free Throw Attempts PG	1st (28.9)
Free Throws Made PG	3rd (19.6)
Scoring Offense	5th (85.0)
Turnovers Forced PG	28th (14.74)
Rebounds PG	33rd (38.65)
Offensive Rebounds PG	49th (12.61)
Steals PG	50th (8.1)
Field Goal Percentage	51st (.474)
Fastbreak Points PG	67th (12.32)
Winning Percentage	67th (.677)
Defensive Rebounds PG	74th (26.03)
Effective FG%	75th (.538)

Players Rank (Top 50)

Kelton Talford

Field Goal Percentage	6th (64.4)
Free Throws Attempted	16th (206)
Offensive Rebounds PG	23rd (3.26)
Free Throws Made	46th (137)

How Eagles Fare Among All South Carolina D1 Schools (2024-25 - Through 3/4/25)

Team	W	L	Pct.
Clemson	24	5	.828
Charleston	23	8	.742
Furman	23	8	.742
Winthrop	21	10	.677
South Carolina St.	17	12	.586
Wofford	16	15	.516
Presbyterian	14	17	.452
South Carolina	12	18	.400
Charleston Southern	10	21	.323
Coastal Carolina	9	20	.310
USC Upstate	6	25	.194
The Citadel	5	24	.179
Totals	179	183	.495

STATS AVERAGE PER MONTH (2024-25)

Month	FG%	FT%	3PT%	Reb.	APG	TOPG	BPG	SPG	PPG (Games)
November	.442	.665	.283	42.7	12.0	13.9	3.7	9.9	84.0 (9)
December	.467	.676	.345	40.2	12.7	13.3	3.7	7.0	86.5 (6)
January	.486	.646	.329	35.0	10.8	11.8	3.1	8.3	83.0 (8)
February	.498	.390	.724	36.6	14.3	13.6	3.0	6.3	84.9 (7)
March	.548	.767	.545	37.0	19.0	14.0	2.0	11.0	103.0 (1)

Winthrop Big South Tournament History

<u>Date</u>	<u>Location</u>	<u>Opponent/Result</u>	<u>Tournament Record</u>
Mar. 3, 1986	Savannah, GA	(2) Winthrop 76, (7) Armstrong State 72 (OT)	1-0
Mar. 4, 1986		(3) Augusta 87, (2) Winthrop 79	1-1
Feb. 26, 1987	Savannah, GA	(4) Radford 71, (5) Winthrop 69	1-2
Mar. 3, 1988	Rock Hill, SC	(4) Winthrop 63, (5) UNC Asheville 58	2-2
Mar. 4, 1988		(4) Winthrop 75, (1) Coastal Carolina 40	3-2
Mar. 5, 1988		(4) Winthrop 71, (3) Radford 56	4-2
Mar. 2, 1989	Rock Hill, SC	(6) Winthrop 81, (3) Charleston Southern 68	5-2
Mar. 3, 1989		(2) Campbell 78, (6) Winthrop 55	5-3
Mar. 1, 1990	Rock Hill, SC	(4) Winthrop 61, (5) Charleston Southern 53	6-3
Mar. 2, 1990		(1) Coastal Carolina 62, (4) Winthrop 49	6-4
Feb. 28, 1991	Anderson, SC	(4) Davidson 63, (5) Winthrop 48	6-5
Mar. 5, 1992	Anderson, SC	(1) Radford 80, (8) Winthrop 54	6-6
Mar. 3, 1993	N. Charleston, SC	(8) Winthrop 101, (9) UNC Asheville 87	7-6
Mar. 4, 1993		(8) Winthrop 83, (1) Towson State 79	8-6
Mar. 5, 1993		(8) Winthrop 87, (5) Radford 69	9-6
Mar. 6, 1993		(2) Coastal Carolina 78, (8) Winthrop 65	9-7
Mar. 4, 1994	N. Charleston, SC	(2) Campbell 79, (7) Winthrop 71	9-8
Mar. 3, 1995	Lynchburg, VA	(1) UNC Greensboro 75, (8) Winthrop 51	9-9
Feb. 29, 1996	Lynchburg, VA	(3) UNC Asheville 69, (6) Winthrop 61	9-10
Feb. 26, 1997	Lynchburg, VA	(2) Liberty 83, (7) Winthrop 69	9-11
Feb. 25, 1998	Lynchburg, VA	(3) UMBC 67, (6) Winthrop 55	9-12
Feb. 26, 1999	Asheville, NC	(1) Winthrop 70, (4) Charleston Southern 61	10-12
Feb. 27, 1999		(1) Winthrop 86, (2) Radford 74	11-12
Mar. 3, 2000	Asheville, NC	(2) Winthrop 90, (6) Charleston Southern 65	12-12
Mar. 4, 2000		(2) Winthrop 75, (4) UNC Asheville 62	13-12
Mar. 2, 2001	Roanoke, VA	(2) Winthrop 67, (6) Liberty 62 (2OT)	14-12
Mar. 3, 2001		(2) Winthrop 67, (1) Radford 65 (OT)	15-12
Feb. 28, 2002	Roanoke, VA	(1) Winthrop 66, (8) Liberty 59	16-12
Mar. 1, 2002		(1) Winthrop 77, (5) Elon 66	17-12
Mar. 2, 2002		(1) Winthrop 70, (7) High Point 48	18-12
Mar. 4, 2003	Higher Seeds (Rock Hill, SC)	(1) Winthrop 80, (8) High Point 64	19-12
Mar. 7, 2003	Lynchburg, VA	(5) UNC Asheville 81, (1) Winthrop 80 OT	19-13
Mar. 2, 2004	Higher Seeds (Rock Hill, SC)	(6) UNC Asheville 49, (3) Winthrop 46	19-14
Mar. 1, 2005	Higher Seeds (Rock Hill, SC)	(1) Winthrop 74, (8) Coastal Carolina 62	20-14
Mar. 3, 2005		(1) Winthrop 78, Birmingham-Southern 64	21-14
		(1) Winthrop 68, (7) Charleston Southern 46	22-14
Feb. 28, 2006	Higher Seeds (Rock Hill, SC)	(1) Winthrop 93, (8) Liberty 52	23-14
Mar. 2, 2006		(1) Winthrop 77, (5) High Point 65	24-14
Mar. 4, 2006		(1) Winthrop 51, (2) Coastal Carolina 50	25-14
Feb. 27, 2007	Higher Seeds (Rock Hill, SC)	(1) Winthrop 72, (8) Charleston Southern 42	26-14
Mar. 1, 2007		(1) Winthrop 79, (5) UNC Asheville 60	27-14
Mar. 3, 2007		(1) Winthrop 84, (6) VMI 81	28-14
Mar. 4, 2008	Higher Seeds (Rock Hill, SC)	(2) Winthrop 76, (7) Radford 45	29-14
Mar. 6, 2008	Highest Seed (Asheville, NC)	(2) Winthrop 61, (3) High Point 53	30-14
Mar. 8, 2008		(2) Winthrop 66, (1) UNC Asheville 48	31-14
Mar. 3, 2009	Higher Seeds (Asheville, NC)	(4) UNC Asheville 76, (5) Winthrop 68	31-15
Mar. 2, 2010	Higher Seeds (Rock Hill, SC)	(3) Winthrop 80, (6) Liberty 72	32-15
Mar. 4, 2010	Highest Seed (Conway, SC)	(3) Winthrop 61, (2) Radford 46	33-15
Mar. 6, 2010		(3) Winthrop 64, (1) Coastal Carolina 53	34-15
Mar. 1, 2011	Higher Seeds (Lexington, VA)	(4) VMI 78, (5) Winthrop 73	34-16
Feb. 29, 2012	Asheville, NC	(6) Winthrop 71, (3) Campbell 55	35-16
Mar. 1, 2012		(7) VMI 75, (6) Winthrop 55	35-17
Mar. 5, 2013	Conway, SC	(5S) Winthrop 68, (4N) Radford 58 OT	36-17
Mar. 7, 2013		(1S) Charleston Southern 54, (5S) Winthrop 47	36-18
Mar. 5, 2014	Conway, SC	(4S) Winthrop 77, (5N) Liberty 65	37-18
Mar. 7, 2014		(4S) Winthrop 62, (1N) High Point 60	38-18
Mar. 8, 2014		(4S) Winthrop 80, (2S) UNC Asheville 79	39-18
Mar. 9, 2014		(1N) Coastal Carolina 76, (4S) Winthrop 61	39-19
Mar. 6, 2015	Conway, SC	(5) Winthrop 67, (4) Radford 66	40-19
		(5) Winthrop 71, (9) Longwood 58	41-19
		(3) Coastal Carolina, 81, (5) Winthrop 70	41-20
Mar. 4, 2016	Buies Creek, NC	(2) Winthrop 67, (10) Presbyterian College 53	42-20
Mar. 5, 2016		(2) Winthrop 82, (6) Gardner-Webb 69	43-20
Mar. 6, 2016		(4) UNC Asheville 77, (2) Winthrop 68	43-21
Mar. 2, 2017	Rock Hill, SC	(1) Winthrop 92, (8) Charleston Southern 78	44-21
Mar. 3, 2017		(1) Winthrop 80, (4) Gardner-Webb 77 OT	45-21
Mar. 5, 2017		(1) Winthrop 76, (7) Campbell 59	46-21
Mar. 1, 2018	Asheville, NC	(3) Winthrop 72, (6) Gardner-Webb 68	47-21
Mar. 2, 2018		(2) Radford 61, (3) Winthrop 52	47-22
Mar. 7, 2019	Buies Creek, NC	(6) Charleston Southern 77, (3) Winthrop 63	47-23
Mar. 5, 2020	Radford, Va.	(2) Winthrop 106, (7) USC Upstate 70	48-23
Mar. 6, 2020		(2) Winthrop 78, (3) Gardner-Webb 66	49-23
Mar. 8, 2020	Rock Hill, SC	(2) Winthrop 76, (5) Hampton 68	50-23
Mar. 1, 2021	Rock Hill, SC	(1) Winthrop 83, (8) High Point 53	51-23
Mar. 4, 2021		(1) Winthrop 82, (5) Longwood 61	52-23
Mar. 7, 2021		(1) Winthrop 80, (3) Campbell 53	53-23
Mar. 4, 2022	Charlotte, N.C.	(2) Winthrop 68, (7) High Point 51	54-23
Mar. 5, 2022		(2) Winthrop 76, (3) Gardner-Webb	55-23
		(1) Longwood 79, (2) Winthrop 58	55-24
Mar. 3, 2023	Charlotte, N.C.	(3) Radford 78, (6) Winthrop 69	55-25
Mar. 8, 2024	High Point, N.C.	(5) Longwood 69, (4) Winthrop 56	55-26

RECORD WHEN WINTHROP SCORES...

100-plus: 2-0
90-99: 3-0
80-89: 13-1
70-79: 20-4
60-69: 16-9
50-59: 1-8
40-49: 0-4

Games Decided By...

1-point: 3-1
2-points: 2-1
1-5: 12-3
6-10: 9-8
11-19: 23-9
20-plus: 11-5

When Playing A Tournament Game In...

South Carolina: 35-10
North Carolina: 12-8
Virginia: 7-6
Georgia: 1-2

Winthrop Big South Tournament History

Winthrop All-Time Record vs. Opponent In Big South Tournament

	<u>Overall</u>	<u>1st Rnd/Qtrs</u>	<u>Semis</u>	<u>Title Game</u>
Armstrong State	1-0	1-0	0-0	0-0
Augusta	0-1	0-0	0-1	0-0
Birmingham-Southern	1-0	0-0	1-0	0-0
Campbell	3-2	1-1	0-1	2-0
Charleston Southern	7-2	4-2	2-0	1-0
Coastal Carolina	4-4	1-0	1-1	2-3
Davidson	0-1	0-1	0-0	0-0
Elon	1-0	0-0	1-0	0-0
Gardner-Webb	5-0	1-0	4-0	0-0
Hampton	1-0	0-0	0-0	1-0
High Point	7-0	4-0	2-0	1-0
Liberty	5-1	4-1	1-0	0-0
Longwood	2-2	0-1	2-0	0-1
Presbyterian College	1-0	1-0	0-0	0-0
Radford	8-4	3-3	2-1	3-0
Towson State	1-0	1-0	0-0	0-0
UMBC	0-1	0-1	0-0	0-0
UNC Asheville	6-5	2-3	2-1	2-1
UNC Greensboro	0-1	0-1	0-0	0-0
USC Upstate	1-0	1-0	0-0	0-0
VMI	1-1	0-1	0-1	1-0
	55-24	24-15	18-6	13-4

Winthrop Record In Big South Tournament By Seeding

<u>1</u>	<u>2</u>	<u>3</u>	<u>4</u>	<u>4(s)</u>	<u>5</u>	<u>5(s)</u>	<u>6</u>	<u>7</u>	<u>8</u>
21-1	15-3	4-3	4-2	3-1	2-5	1-1	2-5	0-2	3-3

All-Time Eagles All-Tournament Honors

All-Tournament Team (Year)

Allen Washington (1986)
 Shaun Wise (1988)
 John Weiss (1988)
 Greg Washington (1988, 89)
 George Henson (1990)
 Eddie Gay (1993)
 Mark Hailey (1993)
 Heson Groves (1999)
 Tyson Waterman (1999, 2000)
 Greg Lewis (2000, 02)
 Robbie Waldrop (2000)
 Tyrone Walker (2001)
 Derrick Knox (2001)
 Pierre Wooten (2002)
 Torrell Martin (2005, 06)
 James Shuler (2005)
 Chris Gaynor (2006, 08)
 Craig Bradshaw (2006, 07)
 Michael Jenkins (2007, 08)
 Andy Buechert (2008)
 Mantoris Robinson (2010)
 Reggie Middleton (2010)
 Matt Morgan (2010)
 Keon Moore (2014, 2015)
 Keon Johnson (2017)
 Xavier Cooks (2017)
 Adam Pickett (2018)
 Josh Ferguson (2020)
 Hunter Hale (2020)
 Chandler Vaudrin (2021)
 Charles Faldin (2021)
 D.J. Burns Jr. (2021)
 Cory Hightower (2022)

Tournament Most Valuable Player

John Weiss (1988)	Heson Groves (1999)
Greg Lewis (2000, 02)	Torrell Martin (2005, 06)
Craig Bradshaw (2007)	Michael Jenkins (2008)
Mantis Robinson (2010)	Keon Johnson (2017)
Hunter Hale (2020)	Chandler Vaudrin (2021)

TOURNAMENT RECORD ON THIS DAY...

Feb. 25	0-1
Feb. 26	1-2
Feb. 27	2-0
Feb. 28	2-1
Feb. 29	1-1
Mar. 1	6-2
Mar. 2	7-3
Mar. 3	7-4
Mar. 4	10-2
Mar. 5	9-2
Mar. 6	4-2
Mar. 7	3-3
Mar. 8	3-2
Mar. 9	0-1

WINTHROP BSC TOURNAMENT TEAM TOP PERFORMANCES

Most Points (Single-Game)

106	vs. Upstate, 3-5-20
101	vs. UNCA, 3-3-93
93	vs. LU, 2-28-06
92	vs. CSU, 3-2-17
90	vs. CSU, 3-3-00

Total Points (Tournament)

336	(1993-4 games)
280	(2014-4 games)
260	(2020-3 games)
248	(2017-3 games)
235	(2007-3 games)

Most Points Allowed (Single-Game)

87	vs. UNCA (1993)
	vs. Augusta (1986)
83	at LU (1997)
81	vs. UNC Asheville (2003)
	vs. VMI (2007)

Total Points Allowed (Tournament)

313	1993
280	2014
205	2015
183	2007
173	2002

Fewest Points Scored (Single-Game)

46	vs. UNCA (2004)
47	vs. CSU (2013)
48	vs. UNCA (2008)
	vs. HPU (2003)
	vs. CSU (2004)
	vs. Davidson (1991)

Fewest Points Allowed (Game)

40	vs. CCU (1988)
42	vs. CSU (2007)
45	vs. RU (2010)
46	vs. CSU (2005)
48	vs. UNCA (2008)
	vs. HPU (2003)
	vs. CSU (2004)

Largest Margin Victory

+41	vs. LU (93-52), 2-28-06
+36	vs. Upstate, 3-5-21
+35	vs. CCU (75-40), 3-4-88
+31	vs. RU (76-45), 3-4-08
+30	vs. CSU (72-42), 2-27-07

Largest Margin Defeat

-26	vs. RU (80-54), 3-5-92
-24	vs. UNCG (75-51), 3-3-95
-23	vs. Campbell (78-55), 3-3-89
-21	vs. Longwood (89-58), 3-6-22
-20	vs. VMI (75-55), 3-1-12

Most Points 1st Half

54	vs. Upstate, 3-5-21
48	vs. UNCA, 3-8-14
44	vs. HPU, 3-4-03
43	vs. Towson St., 3-4-93
42	vs. CSU, 2-27-07
	vs. BSC, 3-3-05
	vs. Campbell, 3-4-94

Most Points 2nd Half

61	vs. UNCA, 3-3-93
56	vs. RU, 2-27-99
53	vs. GWU, 3-5-16
	vs. LU, 2-28-06
52	vs. Upstate, 3-5-21

Most Points Allowed 1st Half

45	vs. UNCA, 3-3-09
43	vs. UNCG, 3-2-95
42	vs. UNCA, 3-8-14
41	vs. UNCA, 2-29-96
	vs. UNCA, 3-3-93

Most Points Allowed 2nd Half

48	vs. Campbell, 3-2-89
47	vs. CSU, 3-2-17
	vs. VMI, 3-1-11
	vs. Towson St., 3-4-93
46	vs. LU, 2-26-97
	vs. UNCA, 3-3-93

Fewest Points 1st Half

13	vs. Campbell, 3-2-89
18	vs. HPU, 3-6-08
	vs. UMBC, 2-25-98
	vs. Davidson, 2-28-91
	vs. UNCA, 3-3-87

Fewest Points 2nd Half

18	vs. RU, 3-2-18
21	vs. UNCA, 3-2-04
23	vs. RU, 3-5-13
	vs. UNCA, 2-29-96
	vs. Longwood, 3-8-24
24	vs. CCU, 3-4-06

Fewest Points Allowed 1st Half

18	vs. UNCA, 3-8-08
	vs. HPU, 3-6-08
	vs. CCU, 3-4-06
19	vs. PC, 3-4-16
20	vs. UNCA, 3-2-04
	vs. LW, 3-7-15

Fewest Points Allowed 2nd Half

18	vs. CSU, 2-27-07
	vs. CCU, 3-3-88
21	vs. CSU, 3-5-05
22	vs. RU, 3-4-08
24	vs. LU, 2-28-06

Most Field Goals Made (Single-Game)

38	vs. Upstate, 3-5-21
35	vs. LU, 2-28-06
33	vs. Towson St., 3-4-93
	vs. Augusta, 3-4-86
	vs. UNCA, 3-3-93

Best Field Goal Percentage (Single-game)

.653	vs. CSU (32-49), 2-26-89
.627	vs. Campbell (32-51), 3-7-21
.603	vs. Upstate (38-63), 3-5-21
.592	vs. CCU (29-49), 3-3-88
.580	vs. UNCA, 3-8-14 (29-50)

Most Free Throws Made (Single-Game)

32	vs. Elon, 3-1-02
29	vs. GWU, 3-5-22
27	vs. UNCA, 3-3-93
26	vs. UNCA, 3-3-88
25	vs. GWU, 3-5-16
	vs. HPU, 3-4-03

Most Free Throw Attempts (Single-Game)

40	vs. Elon, 3-1-02
36	vs. UNCA, 3-3-93
	vs. UNCA, 3-3-88
35	vs. Birmingham-Sou., 3-3-05
	vs. HPU, 3-4-03
	vs. RU, 3-5-93

Free Throw Percentage (Single-Game)

1.000	vs. LU, 3-5-14 (21-21)
.900	vs. Campbell, 3-7-21 (9-10)
.857	vs. RU, 3-6-15 (18-21)
.833	vs. GWU, 3-5-16 (25-30)
.828	vs. RU, 2-27-99 (24-29)
.818	vs. RU, 3-3-01 (18-22)

Most 3pt-FG Made (Single-Game)

16	vs. Upstate, 3-5-21
14	vs. CSU, 3-2-17
12	vs. HPU, 3-1-21
	vs. GWU, 3-1-18
	vs. VMI, 3-3-07

Most Assists (Single-Game)

24	vs. HPU, 3-1-21
	vs. Liberty, 2-28-06
21	vs. VMI, 3-3-07
20	vs. Radford, 3-4-08
19	vs. CCU, 3-6-93
	vs. CSU, 3-2-89
	vs. CCU, 3-3-88

Most Steals (Single-Game)

12	vs. CSU, 3-5-05
	vs. RU, 3-5-92
11	vs. RU, 3-3-01
10	vs. HPU, 3-6-08
	vs. Upstate, 3-5-21

Most Rebounds (Single-Game)

53	vs. HPU, 3-1-21
50	vs. RU, 3-4-08
	vs. UNCA, 3-3-93
47	vs. Upstate, 3-5-21
46	vs. Elon, 3-1-02
	vs. LU, 3-2-01

Most Offensive Rebounds (Single-Game)

21	vs. UNCA, 2-29-96
19	vs. LU, 3-2-01
18	vs. HPU, 3-1-21
	vs. UNCA, 3-7-03
	vs. UNCG, 3-2-95

Most Blocks (Single-Game)

9	vs. GWU, 3-3-17
8	vs. PC, 3-4-16
	vs. HPU, 3-6-08
	vs. LU, 2-28-02
7	vs. UNCA, 3-7-03

WINTHROP BSC TOURNAMENT INDIVIDUAL TOP PERFORMANCES

Most Points (Single-Game)

33	Michael Jenkins at UNCA, 3-8-08
32	Mark Hailey vs. RU, 3-5-93
31	Keon Johnson vs. GWU, 3-3-17
	Keon Johnson vs. CSU, 3-2-17
28	Hunter Hale vs. GWU, 3-6-21
26	Kasen Harrison vs. RU, 3-3-23
	Reggie Middleton vs. LU, 3-2-10

Most Points Allowed (Single-Game)

29	Chris Clemons, 3-5-17
	Travis Holmes (VMI), 3-3-07
28	Chris Caldwell (LU), 3-2-01
	Tony Dunkin (CCU), 3-6-93
27	J. Kohn (UNCA), 3-3-93
	Mark Mocnik (UNCA, 3-3-89

Most Field Goals Made (Single-Game)

12	Mark Hailey vs. RU, 3-5-93
11	D.J. Burns Jr. vs. Campbell, 3-7-21
	Keon Johnson vs. CSU, 3-2-17
	Michael Jenkins at UNCA, 3-8-08
10	Joab Jerome vs. Radford, 3-5-13
	Fred McKinnon vs. Augusta, 3-4-86
9	Kasen Harrison vs. RU, 3-3-23
	Eddie Gay vs. CCU, 3-6-93
	Greg Washington vs. CCU, 3-3-88

Best Field Goal Percentage (Single-game)

.818	Kasen Harrison vs. RU, 3-3-23 (9-11)
.800	Greg Washington vs. CSU, 3-2-89 (8-10)
.700	Sin'Cere McMahon vs. LWU, 3-8-24
.667	Keon Moore vs. HPU, 3-7-14 (8-12)
	Mark Hailey vs. RU, 3-5-93 (12-18)
.600	Carlo Wilkins vs. RU, 3-5-93 (6-10)
	Eddie Gay vs. UNC, 3-3-93 (6-10)

Most 3pt-FG Made (Single-Game)

6	Michael Jenkins at UNCA, 3-8-08
5	Sin'Cere McMahon vs. LWU, 3-8-24
	Hunter Hale vs. Upstate, 3-5-21
	Bjorn Broman vs. CSU, 3-7-19
	Keon Johnson vs. GWU, 3-3-17
	Keon Johnson vs. CSU, 3-2-17
	Jimmy Gavin vs. PC, 3-5-06
	Reggie Middleton vs. CAM, 2-29-12
	Chris Gaynor vs. HPU, 3-2-06
	Torrell Martin vs. Birm-Sou 3-3-05
	Robbie Waldord vs. UNCA, 3-4-00

Free Throw Percentage (Single-Game-6 made)

1.000	Bjorn Broman (6-6) vs. GWU, 3-1-18
	Jimmy Gavin (6-6) vs. GWU, 3-5-16
	Xavier Cooks (6-6) vs. PC, 3-4-16
	Keon Moore (8-8) vs. LW, 3-7-15
	Andre Smith (8-8) vs. RU, 3-6-15
	Joab Jerome (9-9) vs. LU, 3-5-14
	Pierre Wooten (6-6) vs. Elon, 3-1-02
	Eyo Effiong (10-10) vs. UNCA, 3-4-00
	Eddie Gay 96-6) vs. CCU, 3-6-93
	Ted Houpt (6-6) vs. Radford, 2-26-87

Most Free Throws Made (Single-Game)

14	Keon Johnson vs. GWU, 3-3-17
13	Tyson Waterman vs. RU, 2-27-99
12	Hunter Hale vs. GWU, 3-6-21
10	Tyson Waterman vs. LU, 2-26-97
9	Joab Jerome vs. LU, 3-5-14
	Marcus Stewart vs. LU, 3-2-01

Most Free Throw Attempts (Single-Game)

15	Keon Johnson vs. GWU, 3-3-17
14	Tyson Waterman vs. RU, 2-27-99
13	Hunter Hale vs. GWU, 3-6-21
	Tyson Waterman vs. LU, 2-26-97
12	Kelton Talford vs. RU, 3-3-23
	Marcus Stewart vs. HPU, 3-2-02

Most Assists (Single-Game)

10	Chandler Vaudrin, 3-1-21
	Chris Gaynor vs. VMI, 3-3-07
9	Chandler Vaudrin vs. LW, 3-4-21
	Joab Jerome vs. Campbell, 2-29-12
	Mike Fayed vs. CCU, 3-6-93

Most Steals (Single-Game)

6	Torrell Martin vs. HPU, 3-2-06
	Pierre Wooten vs. RU, 3-3-01
5	Patrick Good vs. LW, 3-6-22
	Torrell Martin vs. CSU, 3-5-05
	Mark Hailey vs. RU, 3-5-92
4	Nick Johnson vs. LWU, 3-8-24
	Chandler Vaudrin vs. Upstate, 3-5-21
	Gideon Gamble vs. CSU, 3-7-13
	Andre Jones at UNCA, 3-3-09
	James Shuler vs. CCU, 3-4-06
	Greg Lewis vs. HPU, 3-2-02
	Pierre Wooten vs. LU, 2-28-02
	Roger Toxey vs. RU, 2-27-99
	Melvin Branham vs. Campbell, 3-4-94
	LaShaun Coulter vs. Davidson, 2-28-91

Most Rebounds (Single-Game)

19	Heson Groves vs. Radford, 2-27-99
18	Greg Lewis vs. UNCA, 3-4-00
17	Allen Washington vs. Armstrong St., 3-3-86
16	Mark Hailey vs. RU, 3-5-93
15	Xavier Cooks vs. GWU, 3-3-17
14	Melvin Branham vs. Campbell, 3-4-94
13	Mark Hailey vs. UNCA, 3-3-93

Most Offensive Rebounds (Single-Game)

8	Mark Hailey vs. UNCA, 3-3-93
6	Melvin Branham vs. Campbell, 3-4-94
	Mark Hailey vs. RU, 3-5-93
5	Kelton Talford vs. RU, 3-3-23
	Billy Houston, 3-2-04
4	Kelton Talford vs. LW, 3-4-21
	Nych Smith vs. CSU, 3-7-19
	Xavier Cooks, 3-4-16 & 3-2-18
	Josh Grant vs. LU, 2-28-02
	Heson Groves vs. CSU, 2-26-99
	Franklin Butts, 2-25-98
	Shaun Wise vs. CCU, 3-3-88

Most Blocks (Single-Game)

6	Xavier Cooks vs. GWU, 3-3-17
5	Duby Okeke vs. GWU, 3-5-16
	Josh Grant vs. LU, 2-28-02
	Andy Buechert vs. Radford, 3-4-10
4	Xavier Cooks vs. GWU, 3-1-18
	Josh Grant vs. Elon, 3-1-02

SELECTED WINTHROP BIG SOUTH TOURNAMENT RECORDS

INDIVIDUAL

MOST REBOUNDS - Game

19-Heson Groves, Winthrop vs. Radford, Finals, 1999

Finals

19-Heson Groves, Winthrop vs. Radford, 1999

Tournament

52-Mark Hailey, Winthrop vs. Coastal Carolina (11), Radford (16), Towson State (12), UNC Asheville (13), 1993

MOST FREE THROWS - Game

Semifinals

14-Keon Johnson (14-15), Winthrop vs. Gardner-Webb, 2017

Finals

13-Tyson Waterman (13-14), Winthrop vs. Radford, 1999

HIGHEST FREE THROW PERCENT-AGE (min. 10 made) - Game

100.0-Eyo Efbiong (10-10), Winthrop vs. UNC Asheville, Finals, 2000

Finals

100.0-Eyo Efbiong (10-10), Winthrop vs. UNC Asheville, 2000

MOST ASSISTS - Game

Finals

10-Chris Gaynor, Winthrop vs. VMI, 2007

Tournament

24-Mike Fayed, Winthrop, 1993

MOST STEALS - Game

Semifinals

6-Torrell Martin, Winthrop vs. High Point, 2006

Finals

6-Pierre Wooten, Winthrop vs. Radford, 2001

MOST BLOCKS - Game

Semifinals

6-Xavier Cooks, Winthrop vs. Gardner-Webb, 2017

TEAM

MOST POINTS SCORED - Game

Quarterfinals

106-Winthrop vs. Upstate (70), 2020

Tournament

336-Winthrop, 1993 (4 games)

MOST POINTS SCORED IN A HALF - Game

First Round

61-Winthrop vs. UNC Asheville, 1993 (2nd half)

FEWEST POINTS SCORED IN A HALF - Game

Semifinals

13-Winthrop vs. Campbell, 1989 (1st half)

MARGIN OF VICTORY - Game

Quarterfinals

41-Winthrop (93) vs. Liberty (52), 2006

Semifinals

35-Winthrop (75) vs. Coastal Carolina (40), 1988

HIGHEST FIELD GOAL PERCENTAGE - Game

65.3-Winthrop (32-49) vs. Charleston Southern,

Quarterfinals

65.3-Winthrop (32-49) vs. Charleston Southern, 1989

Finals

62.7-Winthrop (32-51) vs. Campbell, 2021

TEAM (cont.)

MOST FIELD GOALS - Game

Quarterfinals

38 Winthrop vs. USC Upstate, 2020

Tournament

123 Winthrop, 1993 (4 games)

HIGHEST FREE THROW PERCENT-AGE (min. 13 made) - Game

100.0-Winthrop (21-21) vs. Liberty

First Round

100.0-Winthrop (21-21) vs. Liberty, 2014

MOST REBOUNDS - Game

Tournament

171-Winthrop, 1993 (4 games)

MOST OFFENSIVE REBOUNDS - Game

First Round

24-Winthrop vs. UNC Asheville, 1993

MOST ASSISTS

Tournament

71-Winthrop, 1993 (4 games)

2024-25 EAGLE TRENDS

THE EAGLES RECORD

Overall: 21-10
At home: 16-2
On the road: 4-8
At a neutral site: 0-0
In the Big South: 11-5
Big South Home: 7-1
Big South Away: 4-4
Overtime: 0-0
Night Tip: 13-5
Daytime Tip: 8-5
Morning Tip: 0-0
Win the Opening Tip: 16-5
Lose the Opening Tip: 5-5
Nationally ranked opponents: 0-0
Opponents receiving votes: 0-0
ACCNX: 0-3
BTN: 0-1
SECN+: 0-0
ESPN+: 19-6
ESPN: 0-0
ESPNU: 1-0
Play a team with a record over .500: 8-9
A team with a record below .500: 10-1
A team with a record of .500: 3-0
Lead at halftime: 18-1
Trail at halftime: 3-9
Tied at halftime: 0-0
Lead 10+ at halftime: 6-0
Trail 10+ at halftime: 0-4
Score first: 11-6
1st possession is a turnover: 5-1
1st possession is a made FG: 3-4
1st possession is a missed FGA: 13-4
1st possession is a made FT: 1-0
1st possession is a missed FT: 0-0
Make First Field Goal Attempt: 6-5
Miss First Field Goal Attempt: 15-5

SCHEDULED TIME OF TIP/DAY OF WEEK

(record by time zone, not just EST)

Tip at 11 a.m.: 0-0
Tip at 12 p.m.: 1-0
Tip at 12:30 p.m.: 0-0
Tip at 1 p.m.: 0-0
Tip at 2 p.m.: 5-3
Tip at 2:30 p.m.: 1-0
Tip at 3 p.m.: 0-0
Tip at 4 p.m.: 1-1
Tip at 4:30 p.m.: 0-1
Tip at 5 p.m.: 1-1
Tip at 5:30 p.m.: 0-0
Tip at 6 p.m.: 0-0
Tip at 6:30 p.m.: 7-0
Tip at 7 p.m.: 5-4
Tip at 7:30 p.m.: 0-0
Tip at 8 p.m.: 0-0
Monday: 2-1
Tuesday: 1-1
Wednesday: 6-1
Thursday: 3-0
Friday: 1-1
Saturday: 6-5
Sunday: 1-1

SCORING

Scores between 10-19: 0-0
20-29 points: 0-0
30-39 points: 0-0
40-49 points: 0-0
50-59 points: 0-1
60-69 points: 0-6
70-79 points: 3-0
80-89 points: 7-3
90-99 points: 5-0
100-plus points: 6-0
Shoot 10-19 percent from the field: 0-0
20-29%: 0-1
30-34%: 0-2
35-39%: 0-4
40-44%: 2-0
45-49%: 6-1
50-59%: 11-2
60-plus: 1-0
Higher FG% than opponent: 19-4

Lower FG % than opponent: 2-6
FG% is the same: 0-0
Hit 7 or more threes: 14-3
Hit less than 7 threes: 5-7
Attempt less than 20 threes: 7-2
Attempt 20 or more threes: 14-8
Attempt 30 or more threes: 2-3
Turn ball over less than 10 times: 3-3
10-15 times: 13-5
16-20 times: 4-2
21-plus: 1-0
Make more free throws: 15-5
Make fewer free throws: 6-4
Make same free throws: 0-1
Attempt more free throws: 16-6
Attempt fewer free throws: 4-4
Attempt same free throws: 1-0
Have more rebounds: 16-2
Have fewer rebounds: 5-8
Have same rebounds: 0-0
Have more turnovers: 8-2
Have fewer turnovers: 11-7
Have same turnovers: 2-1
Have more steals: 13-5
Have fewer steals: 7-4
Have same steals: 1-1

LATE IN THE GAME(regulation only)

Lead with five minutes left: 15-0
Trail with five minutes left: 5-10
Tied with five minutes left: 1-0
Lead with one minute left: 19-0
Trail with one minute left: 2-10
Tied with one minute left: 0-0
Bench scores more points: 11-2
Bench scores fewer points: 9-8
Bench scores same points: 0-0
1 Score Double-Figures: 0-0
2 Score Double-Figures: 0-3
3 Score Double-Figures: 4-3
4 Score Double-Figures: 9-3
5 Score Double-Figures: 7-1
6 Score Double-Figures: 0-0
7 Score Double-Figures: 1-0

GAMES DECIDED BY...

1 point: 1-0
2 points: 1-1
5 points or less: 7-1
6-9 points: 3-4
Double-figures: 11-5

First Basket (POINT) is a...

Jumper: 1-0
Lay-up/Tip-in: 8-5
Dunk: 1-0
Free Throw: 5-4
Three-Pointer: 5-1

POINTS OFF TURNOVERS

Score more off turnovers: 12-2
Outscored off turnovers: 8-8
Tied in points off turnovers: 1-0

POINTS IN PAINT

Score more points in paint: 19-2
Outscored in paint: 2-6
Tied in points in paint: 0-2

2ND CHANCE POINTS

Score more 2nd chance points: 14-2
Outscored in 2nd chance points: 6-7
Tied in 2nd chance points: 1-1

SCHOOLS FROM...

Arkansas: 1-0
Florida: 0-1
Georgia: 2-1
Indiana: 0-1
Kentucky: 0-1
New York: 1-0
North Carolina: 4-4
South Carolina: 8-0
Virginia: 5-2

YEAR-BY-YEAR RECORDS

(Member of NCAA DI Level Only)					
Year	Overall	Home	Away	Non-Conf.	BSC
24-25	21-10	16-2	5-8	10-6	11-5
23-24	17-15	11-5	6-9	9-7	8-8
22-23	15-17	10-4	4-11	5-9	10-8
21-22	23-9	13-0	7-7	9-7	14-2
20-21	23-2	11-1	10-0	5-1	17-1
19-20	24-10	12-4	10-6	7-7	15-3
18-19	18-12	11-3	7-8	8-5	10-6
17-18	19-12	11-3	7-8	6-5	12-6
16-17	26-7	14-3	12-3	8-4	15-3
15-16	23-9	14-1	7-7	10-4	13-5
14-15	19-13	11-3	6-10	7-7	12-6
13-14	20-13	12-3	5-10	10-7	10-6
12-13	14-17	11-4	2-12	8-7	6-10
11-12	12-20	7-5	4-11	4-10	8-10
10-11	13-17	9-4	4-10	4-8	9-9
09-10	19-14	12-2	6-11	7-8	12-6
08-09	11-19	7-6	4-12	2-10	9-9
07-08	22-12	12-3	6-7	12-8	10-4
06-07	29-5	15-0	12-3	15-5	14-0
05-06	23-8	15-1	7-6	10-5	13-3
04-05	27-6	16-0	9-4	12-5	15-1
03-04	16-12	10-4	5-7	6-5	10-6
02-03	20-10	11-3	9-4	8-6	11-3
01-02	19-12	9-4	7-5	6-7	10-4
00-01	18-13	11-1	5-7	5-9	11-3
99-00	21-9	13-1	6-7	8-5	11-3
98-99	21-8	12-1	7-6	10-6	9-1
97-98	7-20	4-9	4-10	3-11	4-8
96-97	12-15	9-4	3-10	7-6	5-9
95-96	7-19	4-8	3-10	1-11	6-8
94-95	7-20	5-7	2-12	3-8	4-12
93-94	4-23	3-9	1-13	1-8	3-15
92-93	14-16	7-5	4-10	9-5	5-11
91-92	6-22	4-11	2-10	3-11	2-12
90-91	8-20	6-7	2-12	3-10	5-9
89-90	19-10	14-4	5-7	13-4	6-6
88-89	16-13	14-5	2-8	10-5	5-7
87-88	17-13	12-3	5-10	9-6	5-7
86-87	8-20	5-5	3-14	7-12	1-7
85-86	20-9	14-2	5-6	14-6	5-3
Totals	677-531	418-153	219-328	292-275	361-245

THE EAGLES' RECORD IN WINTHROP COLISEUM

Season	Won	Lost	Pct.
1982-83	7	8	.467
1983-84	12	5	.706
1984-85	11	4	.733
1985-86	14	2	.875
1986-87	5	5	.500
1987-88	12	3	.800
1988-89	14	5	.737
1989-90	14	4	.778
1990-91	6	7	.462
1991-92	4	11	.267
1992-93	7	5	.583
1993-94	3	9	.250
1994-95	5	7	.417
1995-96	4	8	.333
1996-97	9	4	.692
1997-98	4	9	.308
1998-99	12	1	.923
1999-00	13	1	.929
2000-01	11	1	.917
2001-02	9	4	.692
2002-03	11	3	.786
2003-04	10	4	.714
2004-05	16	0	1.000
2005-06	15	1	.938
2006-07	15	0	1.000
2007-08	12	3	.800
2008-09	7	6	.538
2009-10	12	2	.857
2010-11	9	4	.692
2011-12	7	5	.583
2012-13	11	4	.733
2013-14	12	3	.800
2014-15	11	3	.786
2015-16	14	1	.933
2016-17	14	3	.824
2017-18	11	3	.786
2018-19	11	3	.786
2019-20	12	4	.750
2020-21	11	1	.916
2021-22	13	0	1.000
2022-23	10	4	.692
2023-24	11	5	.688
2024-25	13	1	.923
37 Years	444	166	.728

2024-25 EXTRAS

WINTHROP RECORD ACCORDING TO STARTING LINEUP

K. Harrison, Jones III, Johnson, Doucet, Talford	7-7
K. Harrison, Baker, Doucet, Kamarad, Talford	2-2
K. Harrison, Johnson, Kamarad, Doucet, Talford	5-1
K. Harrison, Jolly, Johnson, Doucet, Talford	3-0
K. Harrison, Jolly, Jones III, Doucet, Talford	1-0
K. Harrison, Jolly, Doucet, Kamarad, Talford	1-0
K. Harrison, Jones III, Baker, Doucet, Talford	1-0
K. Harrison, Jones III, Jolly, Johnson, Talford	1-0

WINTHROP RECORD WHEN LEADING SCORER IS...

Talford	9-2
Johnson	5-1
Jones III	2-0
Doucet	3-2
Baker	1-1
Harrison	0-5

WINTHROP RECORD WHEN LEADING REBOUNDER IS...

Talford	14-5
Johnson	2-0
Kamarad	2-0
Diallo	1-0
Duncomb	1-0
Hamilton	1-0
Baker	1-1
Doucet	2-4

WINTHROP RECORD WHEN LEADER IN ASSISTS IS...

K. Harrison	15-10
Wilson	6-2
Jolly	1-0
Talford	1-2
Baker	0-1
Johnson	0-1
Doucet	0-2

WINTHROP RECORD WHEN OPPONENT...

Shoots less than 30%:	0-0
30-34%:	3-1
35-39%:	5-0
40-44%:	5-1
45-49%:	5-4
50-59%:	2-4
60-plus:	0-0
Makes 25 or more FG:	11-9
Makes fewer than 25 FG:	9-1
Makes 7 or more 3PT FG:	15-9
Makes 6 or less 3PT FG:	5-1
Makes more than 15 FTs:	5-7
Makes 15 or fewer FTs:	15-3
Commits 13 or fewer TOs:	5-2
Commits 14 or more TOs:	15-8
Scores the first point(s) of 2nd half:	5-6

WINTHROP RECORD WHEN OPPONENT HAS...

A 20-point scorer:	8-4
A 30-point scorer:	1-2
A 40-point scorer:	1-0
More than one 20-point scorer:	3-1
No players in double-figures:	0-0
1 Player in double-figures:	2-0
2 Players in double-figures:	4-1
3 Players in double-figures:	6-2
4 Players in double-figures:	7-5
5 or more players in double-figures:	0-2
6 or more players in double-figures:	0-0

Margin of Victory/Defeat

Breakdown of Eagles' margin of victory...

1	2	3	4	5	6	7	8	9	10	11-15	16-20	21-25	26+
1	1	1	2	2	-	-	1	1	1	2	2	1	4

Breakdown of Eagles' margin of defeat...

1	2	3	4	5	6	7	8	9	10	11-15	16-20	21-25	26-30+
-	1	-	-	-	1	-	1	2	-	1	1	3	-

WINTHROP CURRENT STREAKS

OVERALL

All Games	W3
Big South Games Overall	W3
Ranked opponent	L3

HOME

All Games	W1
Non-Conference Home Games	W10
Big South Home Games	W1

ROAD

All Games	W4
Big South Road Games	W4
Non-Conference Road Games	L2

NEUTRAL

At Neutral Sites	L1
Ranked opponents	L3
Unranked opponents	L1

EAGLES CURRENT STREAKS VS. BIG SOUTH OPPONENTS

Charleston Southern	W11
Gardner-Webb	W1
High Point	L4
Longwood	W2
Presbyterian College	W2
Radford	W1
UNC Asheville	W1
USC Upstate	W4

RECORD AT WINTHROP COLISEUM

Winthrop Record At Winthrop Coliseum When It Scores...

	Since 2004-05	All-Time (D1 level)
100+:	25-1	33-1
90-99:	35-0	52-1
80-89:	56-8	93-8
70-79:	63-9	120-30
60-69:	44-14	77-49
50-59:	18-16	23-39
40-49:	1-6	1-10

When Winthrop Allows () Points At Winthrop Coliseum...

100+:	1-1
90-99:	9-5
80-89:	21-12
70-79:	39-14
60-69:	65-17
50-59:	56-7
40-49:	42-2
30-39:	2-0

THE LAST TIME...

SCORING

Scored 70-79 points

78 vs. Radford, 2-12-25 (W, 78-74)

Scored 80-89 points

85 at Longwood, 2-27-25 (W, 85-59)

Scored 90-99 points

96 vs. Gardner-Webb, 2-1-25 (W, 96-93)

Scored 100+ points

103 vs. UNC Asheville, 3-1-25 (W, 103-90)

Both Team Score 100 Points Or More

UNC Asheville, 2-26-14 (W, 107-100 in OT)

Held opponent to 40-49 points

Charleston Southern, 2-7-24 (W, 67-46)

Held opponent to 30-39 points

Lenoir-Rhyne, 11-20-12 (W, 59-35)

Held opponent to 20-29 points

at College of Charleston (29), 2-26-83 (L, 29-23)

Allowed 70-79 points

77 at Presbyterian College, 2-19-25 (W, 81-77)

Allowed 80-89 points

88 vs. High Point, 2-15-25 (L, 88-66)

Allowed 90-99 points

90 vs. UNC Asheville, 3-1-25 (W, 103-90)

Allowed 100 points or more

100 at High Point, 2-28-24 (L, 100-96 in OT)

Scored 50 in a half

vs. UNC Asheville, 3-1-25 (52-2nd half)

Scored 60 in a half

vs. Piedmont, 11-4-24 (66-2nd half)

Scored 70 in a half

vs. Pfeiffer, 11-13-18 (73-1st half)

Allowed 50 in a half

vs. Gardner-Webb, 2-1-25 (53-2nd half)

Allowed 60 in a half

vs. Mercer, 12-21-24 (61-2nd half)

Held Opponent under 20 points in a half

vs. Toccoa Falls, 11-29-22 (13-1st half)

Held Big South Opponent under 20 points in a half

vs. (7) High Point, 3-4-22 (17-1st half)

Scored under 20 points in a half

vs. Presbyterian College, 2-21-24 (19-2nd half)

Won by 20-29 points

at Longwood, 2-27-25 (W, 85-59/+26)

Won by 30-39 points

Converse, 12-31-21 (W, 78-40/+38)

Won by 40-49 points

vs. Bob Jones, 12-12-24 (W, 103-55/+48)

Won by 50+ points

vs. Piedmont, 11-4-24 (W, 125-65/+60)

Lost by 20-29 points

vs High Point, 2-15-25 (L, 88-66/-22)

Lost by 30-39 points

at Auburn, 11-24-17 (L, 119-85)

Lost by 40-49 points

vs. Duke, 3-14-02 (L, 84-37/-47)

Lost by 50+ points

at Syracuse, 11-22-96 (L, 106-51/-55)

Had 3 players in double-figures

at Charleston Southern, 2-5-25 (Tallford 20, Doucet 15, Duncomb 10)

Had 4 players in double-figures

at Presbyterian College, 2-19-25 (Doucet 24, Tallford 17, Harrison 13, Johnson 10)

Had 5 or more players in double-figures

vs. UNC Asheville, 3-1-25 (Doucet 30, Johnson 18, Tallford 14, Baker 13, Harrison 12)

Had 6 or more players in double-figures

vs. Toccoa Falls, 12-29-23 (Timmerman 16, Diallo 14, McKelvy 13, Moore 12, McMahon 12, Johnson 10)

Had 7 or more players in double-figures

vs. Piedmont, 11-4-24 (Tallford 17, Baker 16, Jolly 15, K. Harrison 14, Doucet 13, Jones III 11, Hamilton 10)

3-POINT SHOOTING

Hit 10 or more threes

vs. UNC Asheville, 3-1-25 (12)

Hit 15 or more threes

at Longwood, 2-27-25 (16)

Allowed 10 or more threes

vs. UNC Asheville, 3-1-25 (12)

Allowed 15 or more threes

at Penn State, 11-7-22 (18)

Did not hit a three-pointer in a game

vs. Presbyterian College, 2-14-12 (0-8)

Held opponent without a three-pointer

at Liberty, 1-22-15 (0-10)

Shot 60 percent from three (10 made min.)

vs. Charleston Southern, 1-27-16 (17-28/.607%)

MISCELLANEOUS

Played a ranked team

at #13 Auburn 11-15-22 (Lost, 89-65)

Won in overtime

vs. Radford, 1-13-24 (W, 92-88 in 3OT)

Lost in overtime

at High Point, 2-28-24 (L, 100-96 in OT)

Won At The Buzzer

vs. William & Mary, 11-15-24 (W, 86-85 / Bryce Baker GW Corner 3-pointer)

Lost At The Buzzer

at Fresno State, 11-10-19 (L, 77-74)

Played In Double-Overtime

vs. Charleston Southern, 2-23-19 (W, 80-78)

Played In Triple-Overtime

vs. Charleston Southern 1-15-25 (W, 102-97)

Played Overtime In Non-Conference Game

vs. Mercer, 11-13-21 (W, 88-85 in OT)

Played Overtime In Non-Conference Home Game

vs. Furman, 11-30-16 (W, 58-57/OT)

Played Overtime In Non-Conference Road Game

at Illinois, 11-21-16 (W, 84-80/OT)

Played In Back-to-Back Overtime Games:

1-3-24 vs. Longwood / 1-6-24 at USC Upstate

Won a game when trailing at the half

vs. N.C. Central, 11-17-24 (Trailed 40-39, Won 77-75)

Won a game when trailing at the half on the road

at Campbell, 1-14-23 (Trailed 38-33, Won 78-74)

Lost road game when leading at half

at Virginia Tech, 11-11-24 (Led 25-23, Lost 58-52)

FIELD GOAL SHOOTING

Shot 50-59 percent from field

vs. UNC Asheville, 3-1-25 (.548-Won, 103-90)

Shot 60 percent or better from field

vs. USC Upstate, 1-2-25 (.607-Won 95-76)

An opponent shot 50-59 percent from field

vs. Gardner-Webb, 2-1-25 (.559-Won, 96-93)

An opponent shot 60 percent or better from field

Campbell, 2-22-23 (.600-Won 95-93 in OT)

Shot 50-59 percent from the field in a half

vs. UNC Asheville, 3-1-25 (.571-2nd half)

Shot 60-69 percent from the field in a half

at Presbyterian College, 2-19-25, (.600-1st half)

Shot 70 percent or better from the field in a half

vs. Brevard College, 11-8-23 (.704-2nd half)

Shot 50 percent or better in each half

vs. UNC Asheville, 3-1-25 (1st-.529/2nd. 571)

REBOUNDING

Pulled down 50 rebounds or more

vs. Bob Jones, 12-12-24 (56)

Pulled down 60 rebounds or more

vs. Piedmont, 12-4-24 (63)

Allowed 50 or more rebounds

vs. Charleston Southern, 1-15-25 (60 - 3OT)

Pulled down 60 rebounds or more

vs. Pfeiffer, 11-25-19 (61)

Had 40 or more defensive rebounds

vs. Pfeiffer, 11-25-19 (45)

Had 20 Offensive rebounds

vs. Bob Jones, 12-12-24 (20)

Allowed opponent 20 Offensive rebounds

vs. LIU, 11-25-24 (20)

Outrebounded Opponent by 20

vs Bob Jones (+40/56-16, W, 103-55)

Outrebounded by 20

at High Point, 1-25-25 (-20/47-27, L 84-62)

FREE THROW SHOOTING

Shot 100 percent from FT Line (10 made min.)

vs. Coastal Carolina, 2-18-16 (20-20)

Shot 50 percent or less from FT Line (15 FTA min.)

at Xavier, 12-16-23 (7-for-19/37%)

Attempted 30-39 Free Throws

vs. UNC Asheville, 3-1-25 (30)

Attempted 40-49 free throws

vs. Gardner-Webb, 2-1-25 (40)

Attempted 50 or more free throws

at High Point, 2-28-24 (50)

ASSISTS

Dished out 20 or more assists

at Longwood, 2-27-25 (20)

Dished out 25-29 or more assists

at Hampton, 1-16-20 (26)

Dished out 30 or more assists

vs Pfeiffer, 11-25-19 (31)

STEALS/BLOCKS

Had 15 Or More Steals

vs. Brevard, 11-8-23 (15)

No Steals in a game

vs. Villanova 3-19-21

Had 10 or More Blocks

vs. LIU, 11-26-24 (10)

No Blocks in a game

at Louisville, 11-22-24

TURNOVERS

Commit 5 or fewer turnovers in a game

vs. Coastal Carolina, 12-7-24 (5)

Commit 20 or more turnovers in a game

vs. Georgia Southern, 11-16-24 (20)

Commit 30 or more turnovers in a game

No games since 1994-95 (no team game-by-game available prior)

WINTHROP PLAYER

Score 20-29 Points

2-27-25 at Longwood (Bryce Baker, 23)

Score 30-39 Points

3-1-25 vs. UNC Asheville (K.J. Doucet, 30)

Score 40 Or More Points

2-9-17 at UNC Asheville (Keon Johnson, 40)

Had two players score 20 or more points same game

1-2-25 vs. USC Upstate (Kelton Tallford 25 / K.J. Doucet 22)

Had three players score 20 or more points same game

2-8-25 at USC Upstate (Kelton Tallford 22, Nick Johnson 21, Kasen Harrison 20)

Hit 10 Field Goals Or More

Kasen Harrison at High Point, 2-28-24 (10-of-17)

Made 10 or more free throws

K.J. Doucet vs. UNC Asheville, 3-1-25 (10-of-10)

Made 5 or more threes

Paul Jones III, 2-12-25 (5-of-8)

Had 20 or more rebounds

Xavier Cooks at Longwood, 2-15-17 (20)

Had 20 points, 20 rebounds same game

Xavier Cooks at Longwood, 2-15-17 (21 points, 20 rebounds)

Dish Out 10 Or More Assists

Chandler Vaudrin/Russell Jones Jr. vs. (8) High Point, 3-1-21

Record 5 Or More Steals

Cory Hightower (5, at Middle Tennessee State, 11-16-21)

Have 5 Or More Blocks

Josh Ferguson vs. ETSU, 11-17-18 (5)

Registered A Double-Double (Guard)

Nick Johnson (10 points, 10 rebounds at Presbyterian College, 2-19-25)

Registered A Double-Double (Forward/Center)

Kelton Tallford (17 points, 12 rebounds at Presbyterian College, 2-19-25)

Two Players Record Double-Double

Kelton Tallford (17 points, 12 rebounds), Nick Johnson (10 points, 10 rebounds) at Presbyterian, 2-19-25

Registered A Triple-Double

Chandler Vaudrin (10 points, 12 rebounds, 10 assists vs. (8) High Point, 3-1-21)

2024-25 MISC. STATS

Most 1st Half Points

Winthrop 59 vs. Piedmont
Opponents 49 at USC Upstate

Largest Half Time Lead

Winthrop 26 vs. Piedmont
Opponents n/a

Largest Lead In Loss

Winthrop 4 at Virginia Tech

Most Points 3rd OT

Winthrop 12 vs. Charleston Sou.
Opponents 7 vs. Charleston Sou.

Most 2nd Half Points

Winthrop 66 vs. Piedmont
Opponents 61 vs. Mercer

Largest Margin of Victory

Winthrop 60 vs. Piedmont
Opponents n/a

Largest Lead In Win

Winthrop 60 vs. Piedmont

Fewest 1st Half Points

Winthrop 25 at Virginia Tech
Opponents 23 at Virginia Tech

Largest Deficit in Win

Winthrop 13 vs. William & Mary

Most Points 1st OT

Winthrop 10 vs. Charleston Sou.
Opponents 10 vs. Charleston Sou.

Fewest 2nd Half Point

Winthrop 27 at Virginia Tech
Opponents 21 vs. Averett

Largest Deficit In Loss

Winthrop n/a

Most Points 2nd OT

Winthrop 9 vs. Charleston Sou.
Opponents 9 vs. Charleston Sou.

Career numbers (below) only reflect NCAA D1 level

First Player To Score

Talford	8
Doucet	8
Johnson	6
K. Harrison	3
Jolly	2
Jones III	2
Kamarad	2

First Off The Bench

Baker	22
Hamilton	15
Wilson	11
Jones III	10
Johnson	7
Diallo	2
Duncomb	2
Jolly	2
Van Bibber	2
Doucet	1
Kamarad	1

Points Leader

Sea.	Car.
Talford	11
K.Harrison	5
Doucet	6
Johnson	5
Baker	3
Jones III	2
Van Bibber	0

Rebound Leader

Sea.	Car.
Talford	20
Doucet	6
Baker	2
Kamarad	2
Johnson	2
Diallo	1
Duncomb	1
Hamilton	1
K.Harrison	0

Assist Leader

Sea.	Car.
K.Harrison	23
Wilson	10
Talford	3
Johnson	2
Doucet	2
Jolly	2
Jones III	1

Baker	1	n/a
Diallo	0	1

Steals Leader

Sea.	Car.
K.Harrison	11
Johnson	10
Talford	8
Doucet	5
Baker	4
Diallo	3
Wilson	3
Jolly	3
Hamilton	2
Jones III	2
Kamarad	2
Duncomb	1

Blocks Leader

Sea.	Car.
Talford	12
Hamilton	9
Johnson	9
Kamarad	7
Duncomb	6
Doucet	5
Baker	3
K. Harrison	2
Jones III	2
Diallo	1
Jolly	1
Wilson	0

Dunks

Sea.	Car.
Talford	28
Diallo	6
Hamilton	5
Doucet	3
Duncomb	3
Kamarad	3
Jones III	2
K. Harrison	1
Johnson	1

Double-Figures

Sea.	Car.
Talford	25
K.Harrison	24
Doucet	23
Johnson	20
Jones III	10
Baker	8
Jolly	2

Diallo	1	2
Hamilton	1	1
Kamarad	1	1
Duncomb	1	2
Van Bibber	0	1
Wilson	0	2

20-29 Points

Sea.	Car.
Talford	9
Johnson	5
Harrison	4
Doucet	3
Baker	2
Jones III	2
Van Bibber	0

30+ Points

Sea.	Car.
K.J. Doucet	1

40+ Points

Sea.	Car.
none	

10+ Assists

Sea.	Car.
none	

10+ Rebounds

Sea.	Car.
Talford	8
Doucet	4
Hamilton	1
Johnson	1
Diallo	0

20+ Rebounds

Sea.	Car.
none	

5+ Steals

Sea.	Car.
Johnson	1
Harrison	0

Double-Doubles

Sea.	Car.
Talford	8
Doucet	4
Hamilton	1
Diallo	0

20/20 Pts/Reb

Sea.	Car.
none	

Triple-Doubles

Sea.	Car.
none	

EAGLE EYE VIEW OF THE TEAM

LAST 10 WINS

103-90, vs. UNC Asheville, 3-1-25
 85-59, at Longwood, 2-27-25
 81-77, at Presbyterian, 2-19-25
 78-74, vs. Radford, 2-12-25
 105-95, at USC Upstate, 2-8-25
 83-65, at Charleston Southern, 2-5-25
 96-93, vs. Gardner-Webb, 2-1-25
 76-67, vs. Presbyterian, 1-29-25
 102-97, vs. Charleston Southern, 1-15-25
 95-76, vs. Longwood, 1-11-25

LAST 10 LOSSES

88-66, vs. High Point, 2-15-25
 84-62, at High Point, 1-25-25
 93-84, at UNC Asheville, 1-18-25
 89-83, at Gardner-Webb, 1-8-25
 87-67, at Radford, 1-4-25
 77-68, at Indiana, 12-29-24
 82-64, at Florida State, 12-17-24
 76-61, at Louisville, 11-22-24
 89-87 vs. Georgia Southern, 11-16-24
 58-52, at Virginia Tech, 11-11-24

Winthrop All-Time Record By Months

November	130-95 (.578)
December	139-150 (.481)
January	256-189 (.576)
February	236-152 (.607)
March	55-35 (.614)

Record By Days Of The Week Since 2012-13

Year	Monday	Tuesday	Wednesday	Thursday	Friday	Saturday	Sunday	Overall
12-13	0-0	3-3	4-5	0-1	0-0	6-8	1-0	14-17
13-14	0-0	2-1	7-5	1-0	1-0	8-5	1-2	20-13
14-15	3-1	1-0	5-3	2-2	1-1	6-5	1-1	19-13
15-16	2-0	3-2	3-2	3-2	2-1	9-1	1-1	23-9
16-17	1-0	3-0	5-0	6-2	1-1	9-3	1-1	26-7
17-18	1-0	1-4	3-1	3-2	1-3	7-2	3-0	19-12
18-19	1-0	1-3	2-2	5-3	0-0	8-4	1-0	18-12
19-20	3-1	1-0	1-1	9-3	1-1	8-3	1-1	24-10
20-21	2-0	3-0	2-0	7-0	3-1	3-0	3-0	23-1
21-22	1-2	2-2	4-1	4-0	2-0	10-3	0-1	23-9
22-23	0-1	2-2	7-4	0-1	0-1	6-8	0-0	15-17
23-24	0-1	2-1	5-2	1-1	2-3	5-7	2-0	17-15
24-25	2-1	1-1	6-1	3-0	1-1	7-5	1-1	21-10
Totals	16-7	25-19	55-27	43-17	15-13	92-54	18-8	262-145

Double Digit Deficits In A Win (Since 2012-13) (most recent in Bold/Italic)

19	2-1-23 vs. Longwood	W	76-74
15	1-13-24 vs. Radford	W	92-88 (3OT)
15	12-31-22 vs. UNC Asheville	W	62-60
15	11-13-21 vs. Mercer	W	88-85 OT
15	3-8-20 vs. (5) Hampton	W	76-68
15	1-25-14 vs. VMI	W	58-57
15	1-5-19 at UNCA	W	80-65
14	2-13-19 vs. PC	W	93-85
14	12-20-16 vs. Georgia Southern	W	86-84
13	<i>11-15-24 vs. William & Mary</i>	<i>W</i>	<i>86-85</i>
13	1-24-15 vs. Campbell	W	71-63
12	12-5-23 vs. Queens	W	88-82
12	1-16-20 at Hampton	W	116-95
12	11-28-18 at Tennessee Tech	W	82-70
12	12-29-18 vs. Prairie View	W	76-62
12	11-21-16 at Illinois	W	84-80 OT
12	3-5-14 vs. Liberty	W	77-65
12	11-9-13 vs. Roanoke College	W	93-74
11	1-3-24 vs. Longwood	W	68-60 OT
11	1-14-23 at Campbell	W	78-74
11	2-5-22 at Hampton	W	69-57
11	1-26-22 at USC Upstate	W	95-91 OT
11	1-20-22 at Presbyterian	W	60-58
11	12-21-19 vs. Elon	W	85-80
11	1-24-18 at Longwood	W	95-78
11	1-19-17 vs. UNCA	W	76-73
11	2-26-14 vs. UNCA	W	107-100 OT
10	1-22-22 vs Gardner-Webb	W	64-62
10	2-18-21 at High Point	W	76-70
10	12-16-17 at Alabama State	W	88-80
10	1-12-18 at Charleston Southern	W	64-53
10	12-17-16 at Hampton	W	86-79
10	12-29-16 at Charleston Southern	W	84-68
10	1-24-16 at Longwood	W	82-68

Double Digit Leads In A Loss (Since 2012-13)

23	1-6-16 at UNCA	L	85-84
18	1-20-24 at Gardner-Webb	L	79-74
17	1-27-24 vs. High Point	L	83-81
18	1-26-19 at PC	L	99-91
17	1-10-15 at Gardner-Webb	L	65-64
16	2-11-15 at High Point	L	73-72
15	12-7-19 vs. Coastal Carolina	L	92-88
14	11-14-17 at Colorado State	L	80-76
14	1-28-17 vs. High Point	L	83-80 OT
12	11-11-23 vs. Drexel	L	74-72
12	1-7-23 at Longwood	L	85-71
12	12-15-21 at Elon	L	63-61
12	1-17-15 vs. Radford	L	85-77
12	2-1-14 at High Point	L	65-64
12	2-19-13 at Gardner-Webb	L	65-52
11	2-6-13 at UNC Asheville	L	69-56
10	1-18-24 vs. UNC Asheville	L	82-77
10	2-21-19 at Radford	L	87-81
10	1-26-14 at Radford	L	58-57

MISC. STATS

Three-Point Shooting

Season	Games	FGM	FGA	3pt %	Per Game
2012-13	31	180	571	.315	5.81
2013-14	33	272	686	.397	8.24
2014-15	32	251	700	.359	7.84
2015-16	32	285	786	.371	8.91
2016-17	33	313	839	.373	9.48
2017-18	31	296	792	.374	9.55
2018-19	30	372	997	.373	12.40
2019-20	34	322	931	.346	9.47
2020-21	25	210	597	.352	8.40
2021-22	32	276	734	.371	8.63
2022-23	31	278	738	.377	8.97
2023-24	32	238	697	.341	7.44
2024-25	31	242	720	.336	7.81
Totals	406	3,524	9,771	.361	8.68

BY THE NUMBERS

UNDER PROSSER (2021-present) (127 games)

WINTHROP-----
 PPG: 77.78
 FG%: .474
 3PT FG%: .356 (8.2 per game)
 FT %: .702
 RPG (OFF/TOT): 9.9/34.8
 APG: 12.3
 TOPG: 13.7
 BPG: 2.9
 SPG: 6.5

OPPONENTS-----
 PPG: 73.54
 FG%: .440
 3PT FG%: .348 (8.3 per game)
 FT %: .730
 RPG (OFF/TOT): 10.8/33.9
 APG: 12.5
 TOPG: 13.4
 BPG: 3.6
 SPG: 7.1

Winthrop All-Time Made Free Throws (Single-Season Top 10)

646 (1980-81 / 39 games / 16.6)
603 (2024-25 / 31 games / 19.6)
 601 (2023-24 / 32 games / 18.8)
 583 (1983-84 / 32 games / 18.2)
 566 (2015-16 / 32 games / 17.7)
 529 (1989-90 / 29 games / 18.2)
 528 (2013-14 / 33 games / 16.0)
 521 (1979-80 / 30 games / 17.4)
 520 (2016-17 / 33 games / 15.8)
 509 (1992-93 / 30 games / 17.0)
 503 (1982-83 / 35 games / 15.2)
 491 (2004-05 / 33 games / 14.9)

Winthrop All-Time Free Throw Attempts (Single-Season Top 10)

931 (1980-81 / 39 games / 23.9)
898 (2024-25 / 31 games / 28.9)
 856 (2023-24 / 32 games / 26.8)
 786 (1983-84 / 32 games / 24.6)
 760 (2019-20 / 34 games / 22.4)
 756 (2015-16 / 32 games / 22.9)
 746 (1992-93 / 30 games / 24.9)
 741 (2013-14 / 33 games / 22.5)
 733 (1979-80 / 30 games / 24.4)
 725 (2016-17 / 33 games / 22.0)
 725 (2004-05 / 33 games / 22.0)
 719 (1989-90 / 29 games / 24.8)

Per Game	Per Game	Total 3's Made
Big South Ranking	National Ranking	Program Ranking
6th	209th	18th
4th	24th	5th
5th	42nd	6th
2nd	32nd	3rd
1st	24th	1st
1st	32nd	2nd
1st	1st	1st
1st	21st	2nd
2nd	67th	15th
1st	22nd	T5th
1st	34th	6th
5th	164th	10th
3rd	177th	12th
-	-	-

Winthrop All-Time 1,000 Points

Name	Points (games)
1. Keon Johnson (2013-17)	2,076 (128)
2. Charles Brunson (1979-82)	1,850 (92)
3. Kelton Telford (2020-present)	1,822 (148)
4. Xavier Cooks (2014-18)	1,778 (127)
5. LaShawn Coulter (1990-95)	1,663 (112)
6. Tyson Waterman (1995-00)	1,461 (111)
7. Fred McKinnon (1983-86)	1,427 (86)
8. Torrell Martin (2003-07)	1,387 (108)
9. Mark Hailey (1989-93)	1,384 (111)
10. Mike Gaither (1981-84)	1,302 (100)
11. Bennie Bennett (1978-81)	1,296 (100)
12. Andre Jones (2008-12)	1,291 (123)
13. Michael Jenkins (2004-08)	1,253 (131)
14. Tyrone Walker (2000-04)	1,245 (114)
15. Greg Washington (1985-89)	1,224 (111)
16. Tim Raxter (1978-82)	1,193 (128)
17. Reggie Middleton (2008-12)	1,185 (116)
18. James Shuler (2002-06)	1,160 (116)
19. Craig Bradshaw (2003-07)	1,158 (123)
20. Josh Ferguson (2016-20)	1,114 (127)
21. Eddie Gay (1989-93)	1,079 (108)
22. Andre Smith (2011-15)	1,071 (125)
23. Carlo Wilkins (1990-94)	1,020 (109)
24. Pierre Wooten (1998-03)	1,019 (120)
25. Chris Gaynor (2004-08)	1,000 (129)
26. Keon Moore (2013-15)	1,000 (61)
27. Bjorn Broman (2015-19)	1,000 (125)

Winthrop All-Time 500 Rebounds

Name	Rebounds (games)
1. Xavier Cooks (2014-18)	983 (127)
2. Charles Brunson (1978-82)	913 (92)
3. Kelton Telford (2020-present)	906 (148)
4. Josh Ferguson (2016-20)	741 (127)
5. Tyrone Walker (2000-04)	701 (115)
6. Chad Steele (1993-97)	692 (106)
7. George Valentine (2007-12)	676 (131)
8. Mark Hailey (1989-93)	675 (111)
9. Tim Raxter (1978-82)	652 (128)
10. Charles Corbin (2007-11)	648 (115)
11. Eddie Gay (1989-93)	637 (108)
12. Mantoris Robinson (2006-10)	592 (126)
13. Allen Washington (1983-86)	590 (78)
14. Craig Bradshaw (2003-07)	573 (123)
15. Greg Washington (1985-89)	566 (111)
16. Chase Claxton (2019-24)	565 (148)
17. Donnie Creamer (1978-80)	546 (61)
18. Ronnie Creamer (1978-80)	545 (62)
19. Greg Lewis (1999-02)	542 (67)
20. Torrell Martin (2003-07)	525 (108)

2024-25 STARTERS BY GAME

DATE	OPPONENT	G	G	G/F	F	F/C
11-4	Piedmont	K. Harrison	Jolly	Doucet	Kamarad	Talford
11-9	Little Rock	K. Harrison	Baker	Doucet	Kamarad	Talford
11-11	at Virginia Tech	K. Harrison	Baker	Doucet	Kamarad	Talford
11-15	William & Mary	K. Harrison	Baker	Doucet	Kamarad	Talford
11-16	Georgia Southern	K. Harrison	Baker	Doucet	Kamarad	Talford
11-17	NC Central	K. Harrison	Jones III	Baker	Doucet	Talford
11-22	at Louisville	K. Harrison	Jones III	Johnson	Doucet	Talford
11-25	LIU	K. Harrison	Jones III	Johnson	Doucet	Talford
11-27	Averett	K. Harrison	Jones III	Johnson	Doucet	Talford
12-3	at Queens	K. Harrison	Jones III	Johnson	Doucet	Talford
12-7	Coastal Carolina	K. Harrison	Jones III	Johnson	Doucet	Talford
12-12	Bob Jones	K. Harrison	Jones III	Johnson	Doucet	Talford
12-17	at Florida State	K. Harrison	Jones III	Johnson	Doucet	Talford
12-21	Mercer	K. Harrison	Jones III	Johnson	Doucet	Talford
12-29	at Indiana	K. Harrison	Jones III	Johnson	Doucet	Talford
1-2	USC Upstate	K. Harrison	Jones III	Johnson	Doucet	Talford
1-4	at Radford	K. Harrison	Jones III	Johnson	Doucet	Talford
1-8	at Gardner-Webb	K. Harrison	Jones III	Johnson	Doucet	Talford
1-11	Longwood	K. Harrison	Jones III	Jolly	Doucet	Talford
1-15	Charleston Southern	K. Harrison	Jones III	Jolly	Johnson	Talford
1-18	at UNC Asheville	K. Harrison	Jones III	Johnson	Doucet	Talford
1-25	at High Point	K. Harrison	Jones III	Johnson	Doucet	Talford
1-29	Presbyterian	K. Harrison	Jolly	Johnson	Doucet	Talford
2-1	Gardner-Webb	K. Harrison	Jolly	Johnson	Doucet	Talford
2-5	at Charleston Southern	K. Harrison	Jolly	Johnson	Doucet	Talford
2-8	at USC Upstate	K. Harrison	Johnson	Kamarad	Doucet	Talford
2-12	Radford	K. Harrison	Johnson	Kamarad	Doucet	Talford
2-15	High Point	K. Harrison	Johnson	Kamarad	Doucet	Talford
2-19	at Presbyterian	K. Harrison	Johnson	Kamarad	Doucet	Talford
2-27	at Longwood	K. Harrison	Johnson	Kamarad	Doucet	Talford
3-1	UNC Asheville	K. Harrison	Johnson	Kamarad	Doucet	Talford

2024-25 SPECIALTY STATS

DATE/OPPONENT		IN PAINT (WU/OPP)	OFF-TO (WU/OPP)	2ND CHANCE (WU/OPP)	FAST BREAK (WU/OPP)	BENCH	TIES/LEAD	LARGEST LEAD	BIGGEST DEFICIT
11-4	Piedmont	64/24	31/6	38/4	29/3	59/18	1/6	60	2
11-9	Little Rock	28/26	17/24	19/7	18/15	21/5	2/8	23	8
11-11	at Virginia Tech	30/20	12/16	8/13	5/2	5/16	2/11	4	9
11-15	William & Mary	42/18	26/15	15/12	14/18	26/37	2/3	11	13
11-16	Georgia Southern	42/42	16/23	4/8	24/4	22/46	5/5	6	13
11-17	NC Central	38/24	15/23	17/7	11/4	21/28	12/19	5	7
11-22	at Louisville	28/38	13/21	16/13	0/4	8/34	3/3	2	17
11-25	LIU	50/40	23/9	12/20	16/6	33/26	0/3	27	5
11-27	Averett	36/20	27/6	11/9	18/4	25/23	2/0	46	none
12-3	at Queens	50/36	20/15	14/7	9/7	24/28	1/2	11	4
12-7	Coastal Carolina	44/34	22/10	8/14	17/11	13/21	7/10	17	7
12-12	Bob Jones	52/12	31/13	21/6	18/2	47/19	1/3	51	4
12-17	at Florida State	22/38	21/14	19/17	2/8	25/7	3/6	2	25
12-21	Mercer	38/42	14/36	9/12	31/10	20/36	1/2	16	1
12-29	at Indiana	36/54	14/19	11/16	15/17	7/18	2/1	2	9
1-2	USC Upstate	56/32	20/22	16/17	13/16	6/26	7/10	24	8
1-4	at Radford	34/34	13/16	18/7	6/8	9/32	0/0	none	23
1-8	at Gardner-Webb	48/38	25/9	11/18	9/2	7/18	3/2	1	16
1-11	Longwood	40/28	16/11	16/7	9/5	28/22	0/0	26	none
1-15	Charleston Southern	54/42	18/12	7/24	19/7	39/13	22/19	5	5
1-18	at UNC Asheville	40/48	9/19	9/15	4/21	36/15	12/10	8	13
1-25	at High Point	24/34	8/12	6/19	8/6	10/30	0/3	3	31
1-29	Presbyterian	42/32	7/11	15/12	13/10	19/26	5/4	12	2
2-1	Gardner-Webb	52/42	12/13	9/8	9/9	25/18	7/7	10	6
2-5	at Charleston Southern	46/36	5/12	16/7	6/14	24/9	0/0	26	none
2-8	at USC Upstate	46/40	18/18	8/8	10/11	20/33	13/9	12	5
2-12	Radford	32/28	22/10	12/4	3/11	18/31	3/4	5	9
2-15	High Point	42/44	4/21	11/11	13/9	13/49	3/3	4	26
2-19	at Presbyterian	44/30	10/16	11/8	12/9	8/24	2/14	15	5
2-27	at Longwood	28/24	28/9	10/4	2/5	43/29	3/7	32	3
3-1	UNC Asheville	44/46	20/19	19/15	19/14	25/20	1/1	16	3
Totals		1,272/1,046	537/480	412/353	382/272	686/757	125/175	Largest - 60	Biggest - 13
Averages		41.0/33.7	17.3/15.5	13.3/11.4	12.3/8.8	22.1/24.4			

MARK PROSSER

Mark Prosser is in his fourth season at the helm of the men's basketball program.

Prosser became the 7th head coach in Winthrop men's basketball history when he was introduced Apr. 2., 2021.

On Nov. 15, Prosser earned his 100th career win as the Eagles defeated William & Mary 86-85 on a buzzer beater.

In 2023-24 the Eagles battled their way through injuries that led to 11 different starting lineups, finishing the season 17-15.

The team was one of the most aggressive teams in the nation and it showed with the second-most free throw attempts in program history (856). The Eagles also converted the second-most free throws made in a single-season at 601.

Winthrop finished first in the nation in free throw attempts per game at 26.8.

For the second time in three seasons the Eagles had nine non-conference victories, which included an 85-68 victory at Little Rock and 90-87 win at Coastal Carolina.

The Eagles battled through a injury-riddled 2022-23 and finished the season 15-17 overall and 10-8 in the Big South.

In his first season with the Eagles he guided them to the Big South Conference Championship game and a 23-win season.

The 23 wins were the most by any coach in program history in their first season. It was the third time a first-year head coach won 20 or more games.

He joined Gregg Marshall as the only coaches in program history to begin conference play 5-0 in their first season.

On Nov. 27, 2021 he led the Eagles to the program's first ever win over a PAC-12 opponent with an 82-74 victory at Washington.

The Eagles posted a 13-0 home record, just the third time in program history a team finished with a perfect record at home.

Prosser has spent the previous three seasons as the head coach of the Western Carolina men's basketball program and is no stranger to Winthrop. In April of 2012, Prosser was hired as an assistant coach under Pat Kelsey and then served as Associate Head Coach from August of 2013 until his departure to Western Carolina in the spring of 2018.

Before departing for Western Carolina, Prosser played a role in helping bring the Winthrop men's basketball program back to the top of the Big South Conference, which was achieved when the Eagles captured the 2017 Big South Conference Championship and returned to the NCAA Tournament.

"My family and I could not be more excited to come home to Winthrop University and the Rock Hill community," said Prosser. "We'd like to thank Dr. Halpin, Dr. Hynd, the Board of Trustees and the entire Winthrop community for entrusting us with one of the most prestigious college basketball programs in the country."

In just his second season at the helm of the Catamounts program, Prosser led the team to a 12-win improvement to finish the season at 19-12. It was the second-most improved mark across NCAA Division I men's basketball. That season the team reached the Southern Conference semifinals before falling to eventual champion ETSU. That season Prosser's achievement was recognized by College Insider as he was honored as the Skip Prosser 'Man of the Year' award, which is named after his father.

Winthrop has been one of the top three-point shooting teams in the Big South Conference and nationally over the last 5-6 years and Prosser's teams in

three seasons averaged 9.15 threes per game, which included a program record for a single-season with 302 in 2019-20. In 2018-19 the team set the program record for threes in a single-season, which now sits as the second-most.

Prosser began his coaching career as an assistant coach with Wofford College in Mike Young's first season (2002-03). During that season the Terriers posted a 14-15 mark, which included a 79-77 victory at Virginia Tech. In the Southern Conference, Wofford posted an 8-8 record and advanced to the quarterfinals of the conference tournament.

Following his year at Wofford, Prosser headed to Bucknell as an assistant from 2003-08 under Pat Flannery.

It was at Bucknell that Prosser experienced the most post-season success as the Bison scored two NCAA Tournament upset victories during his tenure. In 2005, the 14th-seeded Bison upset No. 3 Kansas in the first round, earning the award for "Best Upset" at the 2005 ESPY Awards, and finished the year ranked 25th overall nationally with a 23-10 record. The following season, No. 9 seed Bucknell defeated No. 8 Arkansas in March Madness.

In 2005-06, the Bison went undefeated in Patriot League play, the first team to do so in conference history. The team was ranked in the top 25 for the first time in school history and featured Patriot League Player of the Year Charles Lee. For the NCAA Tournament, the Bison were seeded 9th and defeated Arkansas in the first round. In the second round they were defeated by Memphis to end the season at 27-5, the best record in school history.

While at Bucknell, Prosser signed 2008 Patriot League All-Freshman team selection Todd O'Brien and was involved in the player development of Charles Lee, who went on to sign a professional contract with the NBA's San Antonio Spurs. Lee was a three-time All-Patriot League selection and the 2006 Patriot League Player of the Year.

In the summer of 2008, Prosser returned to the sidelines at Southern Conference-member Wofford. During his first season back in Spartanburg in 2008, the Terriers set a school record with 12SoCon wins. In addition, the team posted its first winning overall record since moving to the NCAA Division I level. The following year, Prosser helped Wofford reach a school-record 26 wins along with the Southern Conference Championship and a trip to the NCAA Tournament.

All told, with Prosser on the bench in Spartanburg, the Terriers posted a 63-36 (.636) overall record, highlighted by back-to-back SoCon regular season and tournament championships, and consecutive appearances in the NCAA Tournament. He helped Wofford to a then school-record 26 victories in 2009-10 with a second 20-win season in 2010-11 with a squad that led the SoCon in assists and was also first in assist/turnover margin. Wofford also was eighth in the nation in 3-point percentage and 12th in overall field goal percentage.

Prosser was instrumental in the development of three-time first-team All-SoCon selection Noah Dahlman, a post player who scored more than 2,000 career points and was twice dubbed SoCon Tournament MVP.

A native of Wheeling, W.Va., Prosser played collegiately at Marist College in Poughkeepsie, N.Y., before a knee injury ended his career prematurely. He began his coaching career as a student assistant coach at Marist until his graduation in 2002, helping the Red Foxes to a share of the Metro-Atlantic Athletic Conference (MAAC) regular season title in 2001-02.

Prosser and his wife Emily are the parents of two -- a daughter, Ava Grayce and a son, Declan.



Career Record

Winthrop: 76-51

Career: 118-127

Big South: 43-23

Coaching Experience

1999-2002

Marist

Student Assistant

2002-03

Wofford College

Assistant Coach

2003-08

Bucknell

Assistant Coach

2008-11

Wofford College

Assistant Coach

2011-12

Brevard College

Head Coach

2012-2013

Winthrop

Assistant Coach

2013-18

Winthrop

Associate Head Coach

2018-21

Western Carolina

Head Coach

2021-present

Winthrop

Head Coach

Playing Experience

1998-99

Marist

MARK PROSSER ERA



Prosser Facts

- Hired as the 7th head coach in Winthrop men's basketball history on Apr. 2, 2021
- Earned his first win at Winthrop on Nov. 9, 2021 with a 110-78 victory over Mary Baldwin as all seven head coaches in program history won in their debut
- Became the 3rd Winthrop coach in program history to win 20 games in first season
- First Winthrop coach to 14 league wins in first season and one of only two to do so in league history (Terry Truax of Towson - 14 in 1992-93)
- Became the 4th coach in program history to begin Winthrop career 2-0
- Prosser and Marshall are also the only coaches to start Big South career 5-0
- Joined Dan Kenney and Gregg Marshall as the only Winthrop coach to get a win in their first Big South Conference regular season contest
- Led Eagles to first ever win over PAC 12 opponent with an 82-74 win at Washington on Nov. 27, 2021
- The win at Washington was the first over a Power 5 team in his career (8th meeting ever vs. Power 5 and is now 1-7)
- Has been on staff for nine conference championship title games and five NCAA Tournament appearances
- Between being the head coach and an assistant coach he's represented Winthrop in 202 games on the bench
- Moved into 5th on the all-time wins list at Winthrop, now one back of 4th place all-time (Randy Peele at 77)

WINTHROP 1ST YEAR HEAD COACHING RECORDS

Mark Prosser	23-9
Nield Gordon	22-9
Gregg Marshall	21-8 (29 game season)
Randy Peele	20-11
Pat Kelsey	14-17
Dan Kenney	14-16
Steve Vacendak	8-20 (28 game season)

PROSSER TRENDS

	<u>WIN</u>	<u>Career</u>
Lead at the half:	59-12	90-25
Trail at the half:	15-37	24-98
Tied at the half:	2-2	4-4
Double-Figure leads at the half:	26-2	39-3
Double-Figure deficit at the half:	3-15	6-47
Score 100+:	9-0	14-0
Score 90+:	22-1	37-2
Score 80+ :	47-9	71-19
Score 70+:	62-18	103-45
Score 60+:	70-41	111-104
Score less than 60:	1-11	1-33
Allow 100+:	0-1	0-4
Allow 90+:	7-5	11-21
Allow 80+:	18-22	31-63
Allow 70+:	37-43	64-104
Allow 60+:	56-48	91-122
Allow less than 60 points:	19-1	26-3
Shoot 50% or better:	47-5	70-15
Shoot 40% or better:	70-27	104-75
Shoot 70% or better at FT Line:	42-27	66-62
Shoot 80% or better at FT Line:	18-10	30-20
Higher field goal percentage:	68-11	102-25
Lower field goal percentage:	7-39	15-100
Same field goal percentage:	0-1	0-2
Outrebound opponent:	47-8	79-37
Outrebound opponent 10+:	22-1	35-6
Outrebounded by opponent:	28-42	34-83
Rebounds are even:	1-1	4-7
More free throw attempts:	63-26	86-61
Fewer free throw attempts:	10-22	27-69
Free throw attempts are even:	2-2	4-6
Make 7+ 3's:	58-25	93-74
Make 10+ 3's:	36-9	61-26
Day games:	27-19	53-51
Night games:	49-31	64-75
Morning games:	0-0	1-0
Games on Monday:	4-4	6-9
Games on Tuesday:	7-6	9-11
Games on Wednesday:	21-8	28-33
Games on Thursday:	8-2	11-8
Games on Friday:	5-5	6-12
Games on Saturday:	28-21	52-50
Games on Sunday:	3-2	5-3

Games Decided By:

1 point:	5-2
2 points:	11-8
5 points or less:	31-29
6-9 points:	28-28
Double-figures:	56-68

PROSSER ALL-TIME RECORD vs. OPPONENTS

Team	Games	Overall	Home	Road	Neutral	BSC Tourney	PF	PA
Anderson (S.C.)	2	1-1	0-1	1-0	0-0	0-0	145	140
Auburn	1	0-1	0-0	0-1	0-0	0-0	65	89
Averett	1	1-0	1-0	0-0	0-0	0-0	99	56
Barton	1	0-1	0-0	0-0	0-1	0-0	55	89
Belmont Abbey	1	0-1	0-1	0-0	0-0	0-0	80	90
Brevard	1	1-0	1-0	0-0	0-0	0-0	98	44
Bryan	1	1-0	1-0	0-0	0-0	0-0	70	64
Bob Jones	2	2-0	2-0	0-0	0-0	0-0	193	104
Bowling Green	1	0-1	0-0	0-1	0-0	0-0	52	73
Campbell	3	3-0	2-0	1-0	0-0	0-0	247	239
Carson-Newman	2	0-2	0-1	0-1	0-0	0-0	108	153
Carver College	1	1-0	0-0	0-0	1-0	0-0	83	52
Catawba College	2	0-2	0-1	0-1	0-0	0-0	106	135
Charleston Sou.	8	8-0	4-0	4-0	0-0	0-0	643	549
Chattanooga	6	3-3	1-2	2-1	0-0	0-0	466	470
Citadel	7	5-2	3-0	2-1	0-1	0-0	604	579
Clemson	1	0-1	0-0	0-1	0-0	0-0	56	78
Coastal Carolina	4	2-2	1-1	1-1	0-0	0-0	331	336
College of Charleston	2	1-1	0-1	1-0	0-0	0-0	150	147
Converse	1	1-0	1-0	0-0	0-0	0-0	78	40
Drexel	1	0-1	0-0	0-0	0-0	0-0	72	74
Duquesne	1	0-1	0-0	0-1	0-0	0-0	57	74
Eastern Michigan	1	1-0	0-0	0-0	1-0	0-0	101	87
Elon	2	1-1	1-0	0-1	0-0	0-0	139	133
ETSU	7	0-7	0-3	0-3	0-1	0-0	477	567
Florida State	3	0-2	0-0	0-3	0-0	0-0	199	228
Furman	8	1-7	1-3	0-4	0-0	0-0	576	644
Gardner-Webb	10	6-4	3-2	2-2	1-0	1-0	756	725
Georgia	2	0-2	0-0	0-2	0-0	0-0	141	169
Georgia Southern	1	0-1	0-0	0-0	0-0	0-0	87	89
Hampton	1	0-0	1-0	0-0	0-0	0-0	69	57
Hartford	1	1-0	1-0	0-0	0-0	0-0	82	75
High Point	8	2-6	1-2	0-4	1-0	1-0	576	622
Hiwassee	1	1-0	1-0	0-0	0-0	0-0	94	55
Holy Cross	1	1-0	1-0	0-0	0-0	0-0	89	51
Indiana	1	0-0	0-1	0-0	0-0	0-0	68	77
IUPUI	1	1-0	1-0	0-0	0-0	0-0	74	61
Iowa	1	0-1	0-0	0-1	0-0	0-0	60	78
Jacksonville	2	2-0	1-0	1-0	0-0	0-0	173	159
Jacksonville State	1	0-1	0-0	0-0	0-1	0-0	53	84
Lees-McRae	1	1-0	1-0	0-0	0-0	0-0	71	55
Lenoir-Rhyne	2	1-1	1-0	0-1	0-0	0-0	133	130
Little Rock	2	2-0	0-0	2-0	0-0	0-0	167	135
Lincoln Memorial	2	0-2	0-1	0-1	0-0	0-0	101	153
LIU	1	1-0	1-0	0-0	0-0	0-0	87	65
Longwood	9	4-5	3-0	1-3	0-2	0-1	671	678
Louisville	1	0-1	0-0	0-1	0-0	0-0	61	76
LSU	1	0-1	0-0	0-1	0-0	0-0	81	89
Mars Hill	2	2-0	1-0	1-0	0-0	0-0	169	156
Mary Baldwin	1	1-0	1-0	0-0	0-0	0-0	110	78
Mercer	10	5-5	4-1	0-4	1-0	0-0	792	768
Middle Tennessee	2	1-1	1-0	0-1	0-0	0-0	141	144
Mississippi State	1	0-1	0-0	0-0	0-1	0-0	63	84
Montevallo	1	0-1	0-1	0-0	0-1	0-0	40	83
Mount Olive	1	0-1	0-0	0-1	0-0	0-0	78	100
Newberry	3	1-2	1-1	0-1	0-0	0-0	239	261
North Carolina A&T	3	3-0	2-0	1-0	0-0	0-0	258	216
North Carolina Central	1	1-0	0-0	0-0	0-0	0-0	77	75
North Carolina State	1	0-1	0-0	0-1	0-0	0-0	67	100
North Georgia	1	0-1	0-0	0-1	0-0	0-0	66	75
North Greenville	1	0-1	0-0	0-1	0-0	0-0	61	68
Penn St.	1	0-1	0-0	0-1	0-0	0-0	68	93
Piedmont	4	4-0	4-0	0-0	0-0	0-0	407	226
Presbyterian	8	7-1	3-1	4-0	0-0	0-0	576	539
Queens	2	2-0	1-0	1-0	0-0	0-0	174	160
Radford	8	4-4	3-1	1-2	0-1	0-1	567	579
Samford	5	3-2	2-0	1-2	0-0	0-0	422	391
SMU	1	0-1	0-0	0-1	0-0	0-0	65	98
South Carolina	1	0-1	0-0	0-1	0-0	0-0	62	72
South Carolina St.	1	1-0	1-0	0-0	0-0	0-0	81	67
Southern Miss	2	0-2	0-0	0-0	0-2	0-0	115	145
Stetson	1	1-0	0-0	1-0	0-0	0-0	70	64
Tennessee Tech	2	2-0	1-0	1-0	0-0	0-0	165	151
Toccoa Falls	2	2-0	2-0	0-0	0-0	0-0	212	114
Troy	1	0-1	0-0	0-0	0-1	0-0	64	66
Tusculum	2	0-2	0-1	0-1	0-0	0-0	113	140
UNC Asheville	12	7-5	4-1	3-4	0-0	0-0	888	957
UNC Greensboro	6	1-5	0-3	1-2	0-0	0-0	393	465
UNC Wilmington	1	1-0	0-0	0-0	1-0	0-0	98	76
USC Upstate	8	6-2	3-1	3-1	0-0	0-0	726	623
Vanderbilt	1	0-1	0-0	0-1	0-0	0-0	63	77
VCU	1	0-1	0-0	0-1	0-0	0-0	68	93
VMI	7	2-5	1-2	1-2	0-1	0-0	547	575
Virginia Tech	1	0-1	0-0	0-1	0-0	0-0	52	58
Wake Forest	1	0-1	0-0	0-1	0-0	0-0	64	71
Washington	1	1-0	0-0	1-0	0-0	0-0	82	74
Washington State	1	0-1	0-0	0-1	0-0	0-0	86	92
William & Mary	1	1-0	1-0	0-0	0-0	0-0	86	85
Wingate	2	0-2	0-1	0-1	0-0	0-0	110	147
Wofford	6	2-4	1-2	1-2	0-0	0-0	405	474
Wright State	1	0-1	0-0	0-1	0-0	0-0	73	96
Xavier	2	0-2	0-0	0-2	0-0	0-0	120	149
Young Harris	2	0-2	0-1	0-1	0-0	0-0	140	171
TOTALS	244	118-126	71-37	38-76	6-12	2-2	118,307	17,563

WINTHROP'S ALL-TIME 30/40-POINT GAMES

40-POINT GAMES

Melvin Branham (Jr.)	45	Jan. 10, 1994 at Charleston Southern
David McMahan	42	Jan. 15, 1996 vs. Coastal Carolina
Keon Johnson	40	Feb. 9, 2017 at UNC Asheville
Michael Jenkins	40	Nov. 10, 2006 vs. North Greenville
Fred McKinnon	40	Nov. 29, 1985 vs. Morris College

30-POINT GAMES

Keon Johnson	39	Feb. 4, 2017 vs. Campbell
Mike Gaither	39	Nov. 18, 1982 vs. Coker College (Clover, SC)
Keon Johnson	38	Nov. 21, 2016 at Illinois
Jimmy Gavin	38	Nov. 27, 2015 at North Carolina State (Raleigh, NC)
Greg Lewis	38	Dec. 21, 1999 vs. UNC Greensboro
Keon Johnson	37	Dec. 31, 2016 vs. Radford
Robbie Waldrop	37	Feb. 12, 1998 at Charleston Southern
Xavier Cooks	36	Feb. 15, 2018 at Gardner-Webb
Keon Johnson	36	Jan. 27, 2016 vs. Charleston Southern
Fred McKinnon	36	Feb. 2, 1985 at Livingstone College
Charles Brunson	36	Nov. 25, 1980 at Voorhees
Sin'Cere McMahon	35	Feb. 8, 2023 at UNC Asheville
Nych Smith	35	Jan. 26, 2019 at Presbyterian College
Fred McKinnon	35	Jan. 16, 1986 vs. Central Wesleyan College
Charles Brunson	35	Feb. 4, 1982 vs. Erskine
Charles Brunson	35	Dec. 10, 1980 at Belmont Abbey
David McMahan	34	Dec. 30, 1995 at Georgia State
Charles Brunson	34	Nov. 22, 1980 at Morris College
Charles Brunson	34	Nov. 19, 1980 vs. Allen University
Patrick Good	33	Nov. 22, 2021 at Washington State
Andre Jones	33	Dec. 27, 2011 at Georgia
Michael Jenkins	33	Mar. 6, 2008 vs. UNC Asheville (Big South Tourney Championship game)
Greg Lewis	33	Feb. 18, 2002 vs. Coastal Carolina
George Henson	33	Feb. 10, 1990 at Campbell
Shaun Wise	33	Dec. 28, 1989 at US International
Charles Brunson	33	Jan. 11, 1981 at Webber College
Josh Ferguson	32	Dec. 7, 2019 vs. Coastal Carolina
Keon Johnson	32	Feb. 13, 2016 at Radford
Keon Johnson	32	Dec. 31, 2015 vs. Campbell
Keon Johnson	32	Nov. 24, 2015 at USC Upstate
Torrell Martin	32	Feb. 24, 2007 at Coastal Carolina
Torrell Martin	32	Feb. 20, 2006 at Liberty
Melvin Branham (Jr.)	32	Jan. 27, 1994 at Towson State
Mark Hailey (Sr.)	32	Feb. 20, 1993 vs. Radford
Eddie Gay (Sr.)	32	Dec. 13, 1992 vs. The Citadel
Charles Brunson	32	Jan. 16, 1982 at USC-Aiken
Charles Brunson	32	Jan. 15, 1981 at USC-Spartanburg
Patrick Good	31	Jan. 20, 2022 at Presbyterian College
Keon Johnson	31	Mar. 3, 2017 vs. #4 Gardner-Webb
Keon Johnson	31	Mar. 2, 2017 vs. #8 Charleston Southern
Keon Johnson	31	Jan. 28, 2017 vs. High Point
Jimmy Gavin	31	Mar. 6, 2016 vs. UNC Asheville (Buies Creek, NC-Big South Tourney Championship game)
Jimmy Gavin	31	Feb. 27, 2016 at Campbell
Torrell Martin	31	Dec. 4, 2006 at #12 Wisconsin
Ted Houpt	31	Feb. 12, 1987 at Howard University
Fred McKinnon	31	Nov. 22, 1985 vs. Wingate
Charles Brunson	31	Feb. 8, 1982 vs. Presbyterian College
Donnie Creamer	31	Dec. 9, 1978 at Erskine
Patrick Good	30	Feb. 19, 2022 at UNC Asheville
D.J. Burns Jr.	30	Nov. 9, 2021 vs. Mary Baldwin
Xavier Cooks	30	Dec. 5, 2017 at Georgia
Keon Johnson	30	Dec. 19, 2015 at Georgia Southern
Keon Moore	30	Jan. 3, 2015 vs. High Point
Tyson Waterman	30	Feb. 12, 1999 vs. Charleston Southern
Ronnie Creamer	30	Jan. 15, 1979 at Francis Marion
LaShawn Coulter	30	Jan. 21, 1995 at UNC Asheville
Mark Hailey (Jr.)	30	Nov. 23, 1991 vs. Averett College
Greg Washington	30	Dec. 15, 1988 vs. East Carolina
Fred McKinnon	30	Feb. 10, 1985 vs. Armstrong State
Ronnie Creamer	30	Nov. 18, 1978 vs. Catawba

Indv./Team Most Points Single-Game

Top 10 Individual Scoring Performances Home/Away

Home

42	David McMahan	(vs. Coastal Carolina, 1-15-96)
40	Michael Jenkins	(vs. North Greenville, 11-10-06)
	Fred McKinnon	(vs. Morris College, 11-29-85)
	Keon Johnson	(at UNC Asheville, 2-9-17)
39	Keon Johnson	(vs. Campbell, 2-4-17)
38	Greg Lewis	(vs. UNC Greensboro, 12-21-99)
37	Keon Johnson	(vs. Radford, 12-31-16)
36	Keon Johnson	(vs. Charleston Southern, 1-27-16)
35	Fred McKinnon	(vs. Central Wesleyan College, 1-16-86)
	Charles Brunson	(vs. Erskine College, 2-4-82)

Away

45	Melvin Branham Jr.	(at Charleston Southern, 1-10-94)
40	Keon Johnson	(at UNC Asheville, 2-9-17)
38	Keon Johnson	(at Illinois, 11-21-16)
	Jimmy Gavin	(at N.C. State, 11-27-15)
37	Robbie Waldrop	(at Charleston Southern, 2-12-98)
36	Xavier Cooks	(at Gardner-Webb, 2-15-18)
	Fred McKinnon	(at Livingstone College, 2-2-85)
	Charles Brunson	(at Voorhees, 11-25-80)
35	Sin'Cere McMahon	(at UNC Asheville, 2-8-23)
	Nych Smith	(at Presbyterian College, 1-26-19)
	Charles Brunson	(at Belmont Abbey, 12-10-80)
34	Charles Brunson	(at Mooris College, 11-22-80)
33	Patrick Good	(at Washington State, 11-22-21)
	Andre Jones	(at Georgia, 12-27-11)
	Michael Jenkins	(at UNC Asheville, 3-6-08)
	George Henson	(at Campbell, 2-10-90)
	Shaun Wise	(at U.S. International, 12-28-89)
	Charles Brunson	(at Webber College, 1-11-81)

Top 5 Individual Scoring Performances vs. Big South Opponents

All Games

45	Melvin Branham Jr.	(at Charleston Southern, 1-10-94)
42	David McMahan	(vs. Coastal Carolina, 1-15-96)
40	Keon Johnson	(at UNC Asheville, 2-9-17)
39	Keon Johnson	(vs. Campbell, 2-4-17)
37	Keon Johnson	(vs. Radford, 12-31-16)

Home

42	David McMahan	(vs. Coastal Carolina, 1-15-96)
39	Keon Johnson	(vs. Campbell, 2-4-17)
37	Keon Johnson	(vs. Radford, 12-31-16)
36	Keon Johnson	(vs. Charleston Southern, 1-27-16)
32	Keon Johnson	(vs. Campbell, 12-31-15)

Away

45	Melvin Branham Jr.	(at Charleston Southern, 1-10-94)
40	Keon Johnson	(at UNC Asheville, 2-9-17)
36	Xavier Cooks	(at Gardner-Webb, 2-15-18)
35	Sin'Cere McMahon	(at UNC Asheville, 2-8-23)
	Nych Smith	(at Presbyterian College, 1-26-19)
33	George Henson	(at Campbell, 2-10-90)
32	Keon Johnson	(at Radford, 2-13-16)
	Torrell Martin	(at Coastal Carolina, 2-24-07)
	Torrell Martin	(at Liberty, 2-20-06)
	Melvin Branham Jr.	(at Towson St., 1-27-94)

Most Point In Home/Away Game (Top 10)

Home

134	Pfeiffer, 11-13-18	W, 134-99
132	Morris, 11-29-85	W, 132-73
130	Johnson & Wales, 12-12-96	W, 130-33
127	Pfeiffer, 11-25-19	W, 127-83
125	Piedmont, 11-4-24	W, 125-65
116	Warren Wilson, 11-24-18	W, 116-76
116	Rio Grande (OH), 12-28-15	W, 116-84
113	Toccoa Falls, 12-29-23	W, 113-62
110	Mary Baldwin	W, 110-78
109	Hiwassee, 12-16-18	W, 109-66
109	Catawba, 11-18-78	W, 109-92
108	VMI, 1-6-07	W, 108-76
108	U.S. International, 1-12-91	W, 108-81

Away

116	at Hampton, 1-16-20	W, 116-95
109	at VMI, 1-31-07	Won, 109-76
107	at USC Upstate, 12-13-20	Won, 107-77
105	at USC Upstate, 2-8-25	Won, 105-95
102	at Pembroke St., 1-10-86	Won, 102-99
101	at UNC Asheville, 2-9-17	Lost, 104-101
101	at Charleston Sou., 1-10-94	Won, 101-96
101	at Central Connecticut, 12-4-92	Won, 101-93
101	at Benedict College, 2-20-86	Won, 101-76
97	at USC Aiken, 1-14-82	Won, 97-90
97	at Wofford, 1-31-80	Won, 97-78

Most Points Home/Away vs. Big South Opponents (Top 10)

Home

108	vs. VMI, 1-6-07	Won, 108-76
107	vs. UNCA, 2-26-14	Won, 107-100 (OT)
106	vs. VMI, 2-4-09	Lost, 110-106 (OT)
104	vs. UNCA	Won, 104-71
102	vs. Charleston Sou., 1-15-25	Won, 102-97 (3OT)
101	vs. Hampton, 2-9-19	Won, 101-91
100	vs. Coastal Carolina, 2-18-02	Won, 100-74
99	vs. Gardner-Webb, 1-11-20	Won, 99-95 (3OT)
98	vs. Armstrong St., 2-17-86	Won, 98-81
98	vs. VMI, 2-8-06	Won, 98-65
97	vs. Gardner-Webb	Won, 97-88
97	vs. Towson St., 2-23-95	Won, 97-93
96	vs. Gardner-Webb, 2-1-25	Won, 96-93
96	vs. VMI, 1-7-10	Won, 96-63

Away

116	at Hampton, 1-16-20	W, 116-95
109	at VMI, 1-31-07	Won, 109-76
107	at USC Upstate, 12-13-20	W, 107-77
101	at UNC Asheville, 2-9-17	Lost, 104-101
101	at Charleston Sou., 1-10-94	Won, 101-96
96	at High Point, 2-28-24	Lost, 100-96 OT
95	at USC Upstate, 1-26-22	Won, 95-91 OT
95	at Longwood, 1-24-18	Won, 95-78
94	at Coastal Carolina, 1-7-94	Lost, 103-94
93	at Presbyterian Col., 2-25-17	Won, 93-56
93	at UMBC, 1-25-93	Lost, 99-93
91	at Presbyterian College, 1-26-19	Lost, 99-91
90	at Gardner-Webb, 2-15-18	Won, 90-71
90	at Towson St., 2-23-95	Lost, 92-90
90	at UNC Asheville, 2-5-90	Won, 90-89
90	at Radford, 1-14-05	Won, 90-75

WINTHROP TEAM/INDIVIDUAL RECORDS

MISC. RECORDS

Most Games Played	39 (1980-81/31-8)
Most Wins	31 (1980-81)
Most Wins (D1 member)	29 (2006-07)
Fewest Wins	4 (1993-94)
Most Losses	23 (1993-94)
Fewest Losses	5 (2006-07)
Best Winning Percentage	.818 (29-5/2006-07)
Worst Winning Percentage	.148 (4-23/1993-94)
Most Home Wins	16 (2004-05)
Most Home Wins In Winthrop Coliseum	16 (2004-05)
Most Home Losses	11 (1991-92)
Most Home Losses In Winthrop Coliseum	11 (1991-92)
Most Road Wins	12 (1978-89/2006-07/2016-17)
Most Road Losses	13 (1993-94)
Longest Winning Streak	21 (2019-20 to 2020-21)
Longest Winning Streak (single-season)	19 (2006-07)
Longest Losing Streak	13 (1986-87)
Most Big South Wins	15 ('04-05/'16-17/'19-20)
Most Big South Losses	15 (1993-94)
Longest Winning Streak (Big South)	16 (2006-07/single-season)
Longest Winning Streak (Big South)	22 (2004-05 to 2005-06)
Longest Losing Streak (Big South)	10 (1993-94/single-season)
Longest Losing Streak (Big South)	14 (1993-94 to 1994-95)

SINGLE-GAME RECORDS (Team)

Most Points Scored	134, vs. Pfeiffer (11-13-18)
Largest Margin of Victory	97 vs. Johnson & Wales (12-7-96)
Largest Margin of Victory (D1 opponent)	44 vs. VMI (84-41/1-23-08)
Largest Margin of Defeat	57 vs. Seton Hall (106-49/12-29-90)
Largest Margin of Defeat (D1 member)	57 vs. Seton Hall (106-49/12-29-90)
Fewest Points Allowed	22 vs. Lander (11-16-81)
Most Points First Half	73 vs. Pfeiffer (11-13-18)
Most Point Second Half	71 vs. Morris (11-29-85)
Fewest Points Scored	23 vs. Col. of Charleston (2-26-93)
Fewest Points First Half	6 vs. Col. of Charleston (2-26-93)
Fewest Points Second Half	11 vs. Washington St. (3-20-08)
Fewest Points Against In A Half	8 vs. Col. of Charleston (2-26-93)
Most Field Goals Made	57 vs. Morris (11-29-85)
Most Field Goals Attempted	101 vs. Piedmont (11-24-78)
Best Field Goal Accuracy	.706 vs. USC-Aiken (36-51/1-17-82)
Most 3pt Field Goals Made	24 vs. Hiwassee (12-16-18)
Most 3pt Field Goals Attempted	55 vs. Hiwassee (12-16-18)
Best 3pt Field Goal Accuracy	.714 vs. Barton (10-14/12-2-04) D1 Opponent
	.643 vs. High Point (9-14/12-5-09)
Most Free Throws Made	39 vs. St. Francis (11-27-89)
Most Free Throws Attempted	50 vs. Campbell (12-30-20)
	50 at High Point (2-28-24)
Best Free Throw Accuracy	1.000 vs. Liberty (21-21/3-5-14)
	1.000 vs. Lander (13-13/2-20-85)
Most Rebounds	70 vs. Presbyterian College (2-11-80)
Most Offensive Rebounds*	28 at Coastal Carolina (12-2-23)
	28 vs. Piedmont (11-4-24)
Most Assists	37 vs. Newberry (2-17-90)
Most Steals	21 vs. Wofford College (1-31-80) vs. Morris (11-29-85)
	16 vs. Voorhees (2-16-81)
Most Blocked Shots	37 vs. Georgia State (12-30-95)
Most Personal Fouls	

SEASON RECORDS

Most Points	2,866 (1980-81)
Best Scoring Average	83.6 (1992-93/30 games)
Most Field Goals Made	1,161 (1978-79)
Most Field Attempted	2,415 (1978-79)
Best Field Goal Accuracy	.530 (1985-86)
Most 3pt Field Goals	372 (2018-19/30 games))
Best 3pt Field Goals Per Game Avg.	12.40 (2018-19/30 games)
Most 3pt Field Goals Attempted	997 (2018-19)
Best 3pt Field Goal Accuracy	.431 (1987-88)
Most Free Throws Made	646 (1980-81)
Most Free Throws Attempted	931 (1980-81)
Best Free Throw Accuracy	.749 (2015-16)
Most Rebounds	1,613 (1978-79)
Most Assists	818 (1978-79)
Most Steals	479 (1979-80)
Most Blocked Shots	174 (2016-17)
Most Personal Fouls	751 (1978-79)

* Indicates On Record

SINGLE-GAME RECORDS (Individual)

Most Points Scored	45-Melvin Branham vs. Charleston Sou. (1-10-94)
Most Field Goals Made	20-Fred McKinnon vs. Morris (11-25-85)
Most Field Goals Attempted	31-Fred McKinnon vs. Morris (11-25-85)
Best Field Goal Accuracy	1.000-Brian Pope (10-10) vs. Morris (1-6-84)
	Eddie Gay (10-10) vs. Coppin St. (11-23-91)
	Allen Washington (10-10) vs. Pfeiffer (2-5-86)
Most 3pt Field Goals Made	12-David McMahan vs. Coastal Carolina (1-15-96)
	Michael Jenkins vs. North Greenville (11-10-06)
Most 3pt Field Goals Attempted	21-LaShawn Coulter
Most Free Throws Made	18-Mark Hailey vs. Averett (11-26-91)
	James Shuler vs. High Point (2-23-06)
Most Free Throws Attempted	20-Mark Hailey vs. Averett (11-26-91)
Best Free Throw Accuracy	1.000-James Shuler (18-18) vs. High Point (2-23-06)
Most Rebounds	23-Allen Washington vs. Piedmont (11-30-85)
Most Assists	17-Rick Riese vs. Limestone (2-12-81)
Most Blocked Shots	7-Rick Riese vs. Limestone (2-12-81)
	Billy Houston vs. UNC Asheville (1-11-06)
Most Steals	13-Rick Riese vs. Limestone (2-12-81)

SINGLE-SEASON RECORDS (Individual)

Most Points Scored	875-Charles Brunson (1980-81)
Best Scoring Average	22.4-Charles Brunson (1980-81)
Most Field Goals Made	354-Charles Brunson (1980-81)
Most Field Goals Attempted	584-Ronnie Creamer (1978-79)
Best Field Goal Accuracy (<i>150 attempts</i>)	.657-Charles Brunson (113-172/1979-80)
Most 3pt Field Goals Made	102-Keon Johnson (2016-17)
Most 3pt Field Goal Attempts	255-Keon Johnson (2016-17)
Best 3pt Field Goal Accuracy (<i>35 made</i>)	.460-Charles Falden (40-87/2018-19)
Most Free Throws Made	171-Keon Johnson (2016-17)
Most Free Throws Attempted	235-Charles Brunson (1980-81)
Best Free Throw Accuracy (<i>80 made</i>)	.867-Mike Gaither (98-113/1981-82)
Most Rebounds	453-Charles Brunson (1980-81)
Most Assists	317-Rick Riese (1980-81)
Most Blocked Shots	72-Duby Okeke (2015-16)
Most Steals	208-Rick Riese (1979-80)
Most Minutes Played	1,374-Charles Brunson (1980-81)
Most Personal Fouls	139-Ronnie Creamer (1978-79)
Most Times Disqualified	14-Donnie Creamer (1978-79)
	Melvin Branham (1993-94)

WINTHROP ALL-TIME D1 TRIPLE-DOUBLES (on record)

Chandler Vaudrin	Mar. 1, 2021 vs. (8) High Point (10 points, 12 rebounds, 10 assists)
Chandler Vaudrin	Dec. 30, 2020 vs. Campbell (10 points, 13 rebounds, 10 assists)
Chandler Vaudrin	Dec. 13, 2020 at USC Upstate (13 points, 11 rebounds, 14 assists)
Chandler Vaudrin	Jan. 2, 2020 vs. Longwood (10 points, 12 rebounds, 11 assists)
Xavier Cooks	Dec. 2, 2017 vs. Reinhardt (11 points, 15 rebounds, 11 assists)

20-WIN SEASONS

SEASON (NCAA D1)	SEASON ENDED WITH...	FINAL RECORD
29--2006-07	(NCAA Tourney - W, 74-64, (6) Notre Dame)	29-5
	(NCAA 2nd Rnd - L, 75-61, (3) Oregon)	
27--2004-05	(NCAA Tourney - L, 74-64, (3) Gonzaga)	27-6
26--2016-17	(NCAA Tourney - L, 76-64, (3) Butler)	26-7
24--2019-20	(Big South Champions - NCAA Tourney canceled (COVID19))	24-10
23--2020-21	(NCAA Tourney - L, 73-63, (5) Villanova)	23-2
23--2021-22	(Big South Tournament Final - L, 79-58)	23-9
23--2015-16	(Big South Tournament Final - L, 77-68)	23-9
23--2005-06	(NCAA Tourney - L, 63-61, (2) Tennessee)	23-8
22--2007-08	(NCAA Tourney - L, 71-40, (4) Washington State)	22-12
21--2024-25	Current	21-10
21--1999-00	(NCAA Tourney - L, 74-50, (3) Oklahoma)	21-9
21--1998-99	(NCAA Tourney - L, 80-41, (1) Auburn)	21-8
20--2013-14	(Big South Tournament Final - L, 76-61)	20-13
20--2002-03	(Big South Tournament Semi-Finals - L, 81-80 OT, UNCA)	20-10
20--1985-86	(Big South Tournament Semi-Finals - L, 87-79)	20-9

WINTHROP ALL-TIME SERIES VS. LONGWOOD

DATE	Home/Away/Neutral	Won/Lost	Series Record	BSC Record
Jan. 7, 1986	Home	Won, 80-68	1-0	
Jan. 25, 1986	Away	Lost, 67-58	1-1	
Feb. 9, 2013	Home	Lost, 62-56	1-2	0-1
Feb. 12, 2014	Away	Won, 76-59	2-2	1-1
Dec. 31, 2014	Home	Won, 82-72 OT	3-2	2-1
Feb. 21, 2015	Away	Won, 83-59	4-2	3-1
Mar. 7, 2015	Neutral (BSCT Semis)	Won, 71-58	5-2	
Jan. 24, 2016	Away	Won, 82-68	6-2	4-1
Feb. 11, 2016	Home	Won, 88-80	7-2	5-1
Jan. 7, 2017	Home	Won, 83-65	8-2	6-1
Feb. 15, 2017	Away	Won, 83-63	9-2	7-1
Jan. 24, 2018	Away	Won, 95-78	10-2	8-1
Feb. 18, 2018	Home	Won, 79-64	11-2	9-1
Jan. 16, 2019	Home	Lost, 75-61	11-3	9-2
Jan. 2, 2020	Home	Won, 91-67	12-3	10-2
Feb. 8, 2020	Away	Won, 70-68	13-3	11-2
Jan. 14, 2021	Home	Won, 72-61	14-3	12-2
Jan. 15, 2021	Home	Won, 70-50	15-3	13-2
Mar. 4, 2021	Home (BSCT Semis)	Won, 82-61	16-3	
Jan. 29, 2022	Away	Lost, 92-88	16-4	13-3
Mar. 6, 2022	Neutral (Big South Title Game)	Lost, 79-58	16-5	
Jan. 7, 2023	Away	Lost, 85-71	16-6	13-4
Feb. 1, 2023	Home	Won, 76-74	17-6	14-4
Jan. 3, 2024	Home	Won, 68-60 (OT)	18-6	15-4
Feb. 10, 2024	Away	Lost, 84-74	18-7	15-5
Mar. 8, 2024	Neutral (Big South Quarterfinals)	Lost, 69-56	18-8	
Jan. 11, 2025	Home	Won, 95-76	19-8	16-5
Feb. 27, 2025	Away	Won, 85-59	20-8	17-5
Home Record: 11-2	Away Record: 7-4	Neutral Record: 1-1	Big South Tourney: 2-2	
Overtime: 2-0				

RECORD WHEN WINTHROP SCORES... vs. Longwood by Month...

100-plus: 0-0
90-99: 3-0
80-89: 9-1
70-79: 7-2
60-69: 1-1
50-59: 0-4
40-49: 0-0

November: 0-0
December: 1-0
January: 8-5
February: 8-1
March: 2-2

Games Decided By...

1-point: 0-0
2-points: 2-0
1-5: 2-1
6-10: 3-3
11-19: 8-3
20-plus: 6-1

Last Meeting (2/27/25) | Joan Perry Brock Center (Farmville, Va.)



Official Basketball Box Score - Final

Winthrop at Longwood

02/27/25 Joan Perry Brock Center, Farmville
2024-25 Men's Basketball

Game Time: 7:00 PM

Game Duration: 1:57

Attendance: 2,389

Officials: Leslie Jones, Ernest Hamilton III, Tommy Morrissey

Winthrop - 85

Record: 20-10 (10-5)

NO.	Name		Min	FG			3P			FT			Rebounds			Fouls		TP	AS	TO	ST	Blocks		+/-
				M-A	M-A	M-A	OR	DR	TOT	PF	FD		OR	DR	TOT	PF	FD					BS	BA	
4	Kelton Telford	F	22:00	3-5	0-0	3-4	2	2	4	3	4	9	1	3	0	0	0	7						
12	K.J. Doucet	F	26:24	3-11	1-7	1-2	2	1	3	2	3	8	4	0	1	0	0	5						
15	Tommy Kamarad	F	22:16	2-5	1-2	0-0	0	2	2	4	0	5	1	1	1	1	0	0						
10	Nick Johnson	G	23:10	3-9	2-6	2-4	2	5	7	2	2	10	3	0	0	0	1	23						
11	Kasen Harrison	G	27:06	4-8	2-2	0-0	1	3	4	1	1	10	2	6	2	0	1	4						
3	Paul Jones III		12:57	3-5	1-3	2-2	0	3	3	1	1	9	0	0	1	0	1	25						
51	Logan Duncomb		12:39	2-4	0-0	1-4	1	3	4	3	3	5	1	1	3	1	0	6						
55	Bryce Baker		23:20	8-11	7-10	0-0	0	2	2	1	0	23	1	0	2	0	0	23						
1	Isaiah Wilson		13:04	0-1	0-1	0-0	0	1	1	1	0	0	6	0	1	0	0	26						
2	Ryan Jolly		05:25	1-2	1-2	0-0	0	0	0	0	1	3	0	0	0	0	0	-4						
21	Tai Hamilton		05:21	0-0	0-0	0-0	1	1	2	0	0	0	0	1	1	0	0	13						
5	Yoro Diallo		01:53	0-0	0-0	0-0	0	0	0	0	0	0	1	0	0	0	0	0						
14	Noah Van Bibber		01:53	1-1	1-1	0-0	0	0	0	0	0	3	0	0	0	0	0	0						
8	Cam Christy		01:16	0-0	0-0	0-0	0	0	0	0	0	0	0	0	0	0	0	1						
22	Henry Harrison		01:16	0-0	0-0	0-0	0	0	0	0	0	0	0	0	0	0	0	1						
Team							2	0	2			0			2									
Totals				30-62	16-34	9-16	11	23	34	18	15	85	20	14	12	2	3	26						

Technical Fouls::NONE

Shooting By Period			
1 st	FG%	18-35	51.4%
	3PT%	7-16	43.8%
	FT%	2-4	50%
2 nd	FG%	12-27	44.4%
	3PT%	9-18	50.0%
	FT%	7-12	58.3%
GM	FG%	30-62	48.4%
	3PT%	16-34	47.1%
	FT%	9-16	56.3%

Dead Ball Rebounds: 5, 0

Longwood - 59

Record: 17-13 (6-9)

NO.	Name		Min	FG			3P			FT			Rebounds			Fouls		TP	AS	TO	ST	Blocks		+/-
				M-A	M-A	M-A	OR	DR	TOT	PF	FD		OR	DR	TOT	PF	FD					BS	BA	
25	Michael Christmas	F	29:13	3-10	2-6	0-0	2	3	5	1	1	8	3	2	1	0	1	-27						
34	Elijah Tucker	F	18:28	1-2	0-0	2-2	2	3	5	3	3	4	1	4	1	0	0	-5						
1	Kyrell Luc	G	28:20	4-8	1-2	4-5	0	2	2	1	7	13	1	3	1	0	0	-7						
3	Colby Garland	G	15:29	2-3	1-1	0-0	0	0	0	1	0	5	2	2	1	0	0	-13						
14	Angelo Brizzi	G	25:04	0-3	0-1	0-0	0	5	5	1	1	0	2	5	1	0	1	-33						
0	Johan Nziemi		14:56	3-5	0-0	4-5	0	2	2	1	3	10	0	2	1	2	0	-2						
11	Trey Hicks		15:32	0-3	0-0	2-2	2	1	3	2	1	2	1	0	0	1	0	-8						
24	Jaylen Benard		27:10	4-8	2-4	0-0	2	2	4	3	0	10	0	3	0	0	0	-16						
4	Emanuel Richards		18:07	1-5	0-3	2-2	0	1	1	2	1	4	1	0	1	0	0	-10						
8	Leo Nordberg		06:25	1-3	1-3	0-0	0	0	0	0	1	3	0	1	0	0	0	-8						
21	Stark Jones		01:16	0-0	0-0	0-0	0	0	0	0	0	0	0	1	0	0	0	-1						
Team							0	4	4			0			0									
Totals				19-50	7-20	14-16	8	23	31	15	18	59	11	23	7	3	2	-26						

Technical Fouls::NONE

Shooting By Period			
1 st	FG%	8-23	34.8%
	3PT%	5-11	45.5%
	FT%	3-3	100%
2 nd	FG%	11-27	40.7%
	3PT%	2-9	22.2%
	FT%	11-13	84.6%
GM	FG%	19-50	38.0%
	3PT%	7-20	35.0%
	FT%	14-16	87.5%

Dead Ball Rebounds: 2, 0

	WIN	LWU
Biggest lead	32 (2 nd 14:31)	3 (1 st 19:17)
Best Scoring Run	17 (2 nd 19:37)	5 (1 st 10:33)
Lead Changes	7	
Times Tied	3	
Time with Lead	33:57	04:17

Points from	WIN	LWU
Turnovers	28	9
Paint	28	24
Second Chance	10	4
Fast Breaks	2	5
Bench	43	29

Period by Period Scoring			
	1st	2nd	TOT
WIN	45	40	85
LWU	24	35	59

2024-25 COMBINED STATS

2024-25 Winthrop MBB Statistics Winthrop Combined Team Statistics (as of Mar 01, 2025) All games

RECORD:	OVERALL	HOME	AWAY	NEUTRAL
ALL GAMES	21-10	16-2	5-8	0-0
CONFERENCE	11-5	7-1	4-4	0-0
NON-CONFERENCE	10-5	9-1	1-4	0-0

#	Player	gp-gs	min	avg	Total		3-Point		F-Throw		Rebounds				pf	dq	a	to	blk	stl	pts	avg
					fg-fga	fg%	3fg-fga	3fg%	ft-fta	ft%	off	def	tot	avg								
04	TALFORD, Kelton	31-31	852	27.5	177-275	.644	0-1	.000	137-206	.665	101	137	238	7.7	73	1	28	58	21	32	491	15.8
12	DOUCET, K.J.	31-30	778	25.1	144-285	.505	34-93	.366	111-166	.669	48	124	172	5.5	90	6	38	67	6	24	433	14.0
11	HARRISON, Kasen	31-31	916	29.5	147-290	.507	19-44	.432	101-138	.732	7	65	72	2.3	57	0	121	60	5	34	414	13.4
10	JOHNSON, Nick	31-24	856	27.6	116-274	.423	38-114	.333	120-170	.706	29	77	106	3.4	85	4	51	60	15	45	390	12.6
03	JONES III, Paul	31-17	613	19.8	82-218	.376	52-164	.317	23-35	.657	14	74	88	2.8	48	1	15	21	3	12	239	7.7
55	BAKER, Bryce	31-5	585	18.9	72-182	.396	57-151	.377	10-15	.667	18	80	98	3.2	30	0	22	23	5	21	211	6.8
02	JOLLY, Ryan	27-6	314	11.6	32-76	.421	15-47	.319	23-27	.852	6	13	19	0.7	17	0	24	21	1	16	102	3.8
15	KAMARAD, Tommy	28-11	361	12.9	38-87	.437	13-54	.241	15-29	.517	17	56	73	2.6	46	1	13	12	11	16	104	3.7
51	DUNCOMB, Logan	21-0	169	8.0	21-42	.500	0-0	.000	20-30	.667	20	31	51	2.4	29	0	3	10	9	8	62	3.0
21	HAMILTON, Tai	27-0	221	8.2	18-37	.486	0-0	.000	18-32	.563	31	38	69	2.6	47	2	4	12	22	11	54	2.0
05	DIALLO, Yoro	28-0	184	6.6	23-42	.548	1-6	.167	9-20	.450	19	27	46	1.6	33	0	11	17	4	16	56	2.0
01	WILSON, Isaiah	30-0	360	12.0	15-44	.341	8-22	.364	20-28	.714	3	22	25	0.8	48	0	61	29	1	17	58	1.9
14	VAN BIBBER, Noah	9-0	40	4.4	5-18	.278	5-16	.313	0-0	.000	1	4	5	0.6	2	0	0	1	0	0	15	1.7
08	CHRISTY, Cam	7-0	13	1.9	2-8	.250	0-2	.000	1-2	.500	2	3	5	0.7	2	0	1	1	0	0	5	0.7
22	HARRISON, Henry	7-0	13	1.9	1-7	.143	0-6	.000	0-0	.000	0	1	1	0.1	1	0	1	0	0	0	2	0.3
Team											75	55	130					16				
Total.....		31	6275		893-1885	.474	242-720	.336	608-898	.677	391	807	1198	38.6	608	15	393	408	103	252	2636	85.0
Opponents.....		31	6275		841-1902	.442	259-727	.356	483-669	.722	351	761	1112	35.9	732	29	399	457	125	216	2424	78.2

TEAM STATISTICS			WINTHROP		OPP	Date	Opponent	Score	Att.
SCORING			2636		2424	11/04/24	PIEDMONT	w 125-65	1246
Points per game			85.0		78.2	11/09/24	LITTLE ROCK	w 82-67	2078
Scoring margin			+6.8		-	11/11/24	at Virginia Tech	L 52-58	4157
FIELD GOALS-ATT			893-1885		841-1902	11/15/24	WILLIAM & MARY	w 86-85	1324
Field goal pct			.474		.442	11/16/24	GA. SOUTHERN	L 87-89	1597
3 POINT FG-ATT			242-720		259-727	11/17/24	N.C. CENTRAL	w 77-75	1390
3-point FG pct			.336		.356	11/22/24	at Louisville	L 61-76	12462
3-pt FG made per game			7.8		8.4	11/25/24	LIU	w 87-65	1119
FREE THROWS-ATT			608-898		483-669	11/27/24	AVERETT	w 99-56	1289
Free throw pct			.677		.722	12/03/24	at Queens (NC)	w 86-78	575
F-Throws made per game			19.6		15.6	12/07/24	COASTAL CAROLINA	w 96-89	1798
REBOUNDS			1198		1112	12/12/24	BOB JONES	w 103-55	1328
Rebounds per game			38.6		35.9	12/17/24	at Florida St.	L 64-82	4354
Rebounding margin			+2.8		-	12/21/24	MERCER	w 102-97	1587
ASSISTS			393		399	12/29/24	at Indiana	L 68-77	14499
Assists per game			12.7		12.9	* 01/02/25	USC UPSTATE	w 95-76	1448
TURNOVERS			408		457	* 01/04/25	at Radford	L 67-87	916
Turnovers per game			13.2		14.7	* 01/08/25	at Gardner-Webb	L 83-89	625
Turnover margin			+1.6		-	* 01/11/25	LONGWOOD	w 95-76	2004
Assist/turnover ratio			1.0		0.9	* 01/15/25	CHARLESTON SO.	w 102-97	1667
STEALS			252		216	* 01/18/25	at UNC Asheville	L 84-93	1812
Steals per game			8.1		7.0	* 01/25/25	at High Point	L 62-84	4623
BLOCKS			103		125	* 01/29/25	PRESBYTERIAN	w 76-67	1884
Blocks per game			3.3		4.0	* 02/01/25	GARDNER-WEBB	w 96-93	2217
ATTENDANCE			31706		48000	* 02/05/25	at Charleston So.	w 83-65	850
Home games-Avg/Game			18-1761		13-3692	* 02/08/25	at USC Upstate	w 105-95	368
Neutral site-Avg/Game			-		0-0	* 02/12/25	RADFORD	w 78-74	1909
						* 02/15/25	HIGH POINT	L 66-88	2736
						* 02/19/25	at Presbyterian	w 81-77	370
						* 02/27/25	at Longwood	w 85-59	2389
						* 03/01/25	UNC ASHEVILLE	w 103-90	3085

* = Conference game

2024-25 TEAM GAME-BY-GAME

2024-25 Winthrop MBB Statistics Winthrop Team Game-by-Game (as of Mar 02, 2025) All games

TEAM STATISTICS

Opponent	Date	Score		Total		3-Pointers		Free throws		Rebounds				pf	a	t/o	blk	stl	pts	avg
				fg-fga	pct	3fg-fga	pct	ft-fta	pct	off	def	tot	avg							
PIEDMONT	11/04/24	125-65	W	46-88	.523	13-40	.325	20-28	.714	28	35	63	63.0	14	20	9	6	10	125	125.0
LITTLE ROCK	11/09/24	82-67	W	23-55	.418	9-27	.333	27-42	.643	21	31	52	57.5	23	14	22	2	14	82	103.5
at Virginia Tech	11/11/24	52-58	L	20-58	.345	5-32	.156	7-13	.538	11	21	32	49.0	17	8	11	3	2	52	86.3
WILLIAM & MARY	11/15/24	86-85	W	29-65	.446	8-24	.333	20-31	.645	12	23	35	45.5	24	10	11	4	14	86	86.2
GA. SOUTHERN	11/16/24	87-89	L	24-51	.471	3-16	.188	36-49	.735	7	34	41	44.6	21	5	20	3	9	87	86.4
N.C. CENTRAL	11/17/24	77-75	W	26-54	.481	6-21	.286	19-26	.731	13	24	37	43.3	17	10	15	3	7	77	84.8
at Louisville	11/22/24	61-76	L	22-70	.314	6-29	.207	11-22	.500	19	22	41	43.0	23	8	19	0	10	61	81.4
LIU	11/25/24	87-65	W	31-61	.508	6-20	.300	19-32	.594	13	27	40	42.6	20	16	10	10	12	87	82.1
AVERETT	11/27/24	99-56	W	29-64	.453	11-28	.393	30-41	.732	16	27	43	42.7	19	17	8	2	11	99	84.0
at Queens (NC)	12/03/24	86-78	W	30-61	.492	5-18	.278	21-34	.618	14	29	43	42.7	22	10	13	7	6	86	84.2
COASTAL CAROLINA	12/07/24	96-89	W	29-53	.547	7-17	.412	31-40	.775	7	21	28	41.4	21	11	5	2	7	96	85.3
BOB JONES	12/12/24	103-55	W	38-65	.585	12-28	.429	15-20	.750	20	36	56	42.6	11	23	19	3	8	103	86.8
at Florida St.	12/17/24	64-82	L	20-68	.294	9-36	.250	15-23	.652	14	18	32	41.8	19	10	15	3	7	64	85.0
MERCER	12/21/24	102-97	W	31-57	.544	11-23	.478	29-48	.604	11	32	43	41.9	20	18	17	5	8	102	86.2
at Indiana	12/29/24	68-77	L	24-64	.375	6-23	.261	14-20	.700	12	27	39	41.7	22	8	11	2	6	68	85.0
USC UPSTATE	01/02/25	95-76	W	34-56	.607	6-19	.316	21-31	.677	12	26	38	41.4	16	11	12	1	7	95	85.6
at Radford	01/04/25	67-87	L	21-59	.356	3-17	.176	22-29	.759	14	15	29	40.7	22	3	8	2	9	67	84.5
at Gardner-Webb	01/08/25	83-89	L	29-54	.537	4-17	.235	21-38	.553	10	18	28	40.0	19	9	9	7	8	83	84.4
LONGWOOD	01/11/25	95-76	W	34-60	.567	14-29	.483	13-20	.650	10	28	38	39.9	20	14	14	1	8	95	85.0
CHARLESTON SO.	01/15/25	102-97	Wot	37-79	.468	7-21	.333	21-37	.568	11	37	48	40.3	36	14	13	5	8	102	85.8
at UNC Asheville	01/18/25	84-93	L	30-56	.536	10-23	.435	14-22	.636	9	21	30	39.8	20	15	17	2	8	84	85.8
at High Point	01/25/25	62-84	L	19-53	.358	7-24	.292	17-26	.654	6	21	27	39.2	23	10	9	4	8	62	84.7
PRESBYTERIAN	01/29/25	76-67	W	26-56	.464	5-20	.250	19-26	.731	13	29	42	39.3	15	10	12	3	10	76	84.3
GARDNER-WEBB	02/01/25	96-93	W	32-59	.542	6-18	.333	26-40	.650	9	21	30	39.0	20	14	10	2	9	96	84.8
at Charleston So.	02/05/25	83-65	W	33-65	.508	7-19	.368	10-12	.833	11	32	43	39.1	18	16	12	5	5	83	84.7
at USC Upstate	02/08/25	105-95	W	33-61	.541	8-20	.400	31-35	.886	9	28	37	39.0	19	17	13	3	7	105	85.5
RADFORD	02/12/25	78-74	W	26-55	.473	10-17	.588	16-19	.842	9	22	31	38.7	20	11	15	4	4	78	85.2
HIGH POINT	02/15/25	66-88	L	23-58	.397	2-21	.095	18-28	.643	13	27	40	38.8	19	7	14	3	3	66	84.5
at Presbyterian	02/19/25	81-77	W	30-56	.536	8-17	.471	13-20	.650	12	29	41	38.9	15	15	17	2	4	81	84.4
at Longwood	02/27/25	85-59	W	30-62	.484	16-34	.471	9-16	.563	11	23	34	38.7	18	20	14	2	12	85	84.4
UNC ASHEVILLE	03/01/25	103-90	W	34-62	.548	12-22	.545	23-30	.767	14	23	37	38.6	15	19	14	2	11	103	85.0
Winthrop		2636		893-1885	.474	242-720	.336	608-898	.677	391	807	1198	38.6	608	393	408	103	252	2636	85.0
Opponents		2424		841-1902	.442	259-727	.356	483-669	.722	351	761	1112	35.9	732	399	457	125	216	2424	78.2

Games played: 31
Points/game: 85.0
FG Pct: 47.4
3FG Pct: 33.6
FT Pct: 67.7

Rebounds/game: 38.6
Assists/game: 12.7
Turnovers/game: 13.2
Assist/turnover ratio: 1.0
Steals/game: 8.1
Blocks/game: 3.3

2024-25 BIG SOUTH ONLY STATS

2024-25 Winthrop MBB Statistics Winthrop Combined Team Statistics (as of Mar 01, 2025) Conference games only

RECORD:	OVERALL	HOME	AWAY	NEUTRAL
ALL GAMES	11-5	7-1	4-4	0-0
CONFERENCE	11-5	7-1	4-4	0-0
NON-CONFERENCE	0-0	0-0	0-0	0-0

#	Player	gp-gs	min	avg	Total		3-Point		F-Throw		Rebounds				pf	dq	a	to	blk	stl	pts	avg
					fg-fga	fg%	3fg-fga	3fg%	ft-fta	ft%	off	def	tot	avg								
04	TALFORD, Kelton	16-16	457	28.6	101-140	.721	0-1	.000	67-102	.657	48	75	123	7.7	32	0	19	37	8	13	269	16.8
10	JOHNSON, Nick	16-15	488	30.5	69-162	.426	21-63	.333	67-96	.698	17	51	68	4.3	47	2	27	32	8	23	226	14.1
12	DOUCET, K.J.	16-15	405	25.3	73-148	.493	18-50	.360	59-84	.702	22	58	80	5.0	48	5	22	31	4	12	223	13.9
11	HARRISON, Kasen	16-16	483	30.2	77-157	.490	11-21	.524	45-65	.692	5	25	30	1.9	28	0	70	31	2	13	210	13.1
03	JONES III, Paul	16-7	315	19.7	42-108	.389	25-78	.321	9-14	.643	2	38	40	2.5	29	1	6	8	3	8	118	7.4
55	BAKER, Bryce	16-0	285	17.8	34-76	.447	27-62	.435	6-8	.750	8	27	35	2.2	12	0	8	8	2	11	101	6.3
15	KAMARAD, Tommy	13-6	182	14.0	22-41	.537	8-23	.348	7-11	.636	4	32	36	2.8	29	1	7	5	6	9	59	4.5
51	DUNCOMB, Logan	14-0	129	9.2	17-31	.548	0-0	.000	13-20	.650	17	22	39	2.8	19	0	3	5	8	8	47	3.4
02	JOLLY, Ryan	12-5	135	11.3	12-32	.375	7-22	.318	4-5	.800	1	6	7	0.6	9	0	11	9	1	7	35	2.9
01	WILSON, Isaiah	16-0	231	14.4	10-27	.370	6-13	.462	12-16	.750	2	14	16	1.0	30	0	29	14	0	9	38	2.4
05	DIALLO, Yoro	15-0	85	5.7	10-16	.625	1-2	.500	2-2	1.000	7	11	18	1.2	17	0	3	6	1	5	23	1.5
14	VAN BIBBER, Noah	3-0	6	2.0	1-3	.333	1-3	.333	0-0	.000	0	0	0	0.0	0	0	0	1	0	0	3	1.0
21	HAMILTON, Tai	12-0	70	5.8	3-10	.300	0-0	.000	3-6	.500	10	13	23	1.9	14	1	0	5	5	3	9	0.8
22	HARRISON, Henry	2-0	2	1.0	0-0	.000	0-0	.000	0-0	.000	0	1	1	0.5	0	0	0	0	0	0	0	0.0
08	CHRISTY, Cam	2-0	2	1.0	0-0	.000	0-0	.000	0-0	.000	0	0	0	0.0	1	0	0	0	0	0	0	0.0
Team											30	27	57				11					
Total.....		16	3275		471-951	.495	125-338	.370	294-429	.685	173	400	573	35.8	315	10	205	203	48	121	1361	85.1
Opponents.....		16	3275		454-987	.460	137-360	.381	265-349	.759	174	392	566	35.4	361	13	206	211	52	108	1310	81.9

TEAM STATISTICS	WINTHROP	OPP	Date	Opponent	Score	Att.
SCORING	1361	1310	* 01/02/25	USC UPSTATE	w 95-76	1448
Points per game	85.1	81.9	* 01/04/25	at Radford	L 67-87	916
Scoring margin	+3.2	-	* 01/08/25	at Gardner-Webb	L 83-89	625
FIELD GOALS-ATT	471-951	454-987	* 01/11/25	LONGWOOD	w 95-76	2004
Field goal pct	.495	.460	* 01/15/25	CHARLESTON SO.	w 102-97	1667
3 POINT FG-ATT	125-338	137-360	* 01/18/25	at UNC Asheville	L 84-93	1812
3-point FG pct	.370	.381	* 01/25/25	at High Point	L 62-84	4623
3-pt FG made per game	7.8	8.6	* 01/29/25	PRESBYTERIAN	w 76-67	1884
FREE THROWS-ATT	294-429	265-349	* 02/01/25	GARDNER-WEBB	w 96-93	2217
Free throw pct	.685	.759	* 02/05/25	at Charleston So.	w 83-65	850
F-Throws made per game	18.4	16.6	* 02/08/25	at USC Upstate	w 105-95	368
REBOUNDS	573	566	* 02/12/25	RADFORD	w 78-74	1909
Rebounds per game	35.8	35.4	* 02/15/25	HIGH POINT	L 66-88	2736
Rebounding margin	+0.4	-	* 02/19/25	at Presbyterian	w 81-77	370
ASSISTS	205	206	* 02/27/25	at Longwood	w 85-59	2389
Assists per game	12.8	12.9	* 03/01/25	UNC ASHEVILLE	w 103-90	3085
TURNOVERS	203	211	* = Conference game			
Turnovers per game	12.7	13.2				
Turnover margin	+0.5	-				
Assist/turnover ratio	1.0	1.0				
STEALS	121	108				
Steals per game	7.6	6.8				
BLOCKS	48	52				
Blocks per game	3.0	3.3				
ATTENDANCE	16950	11953				
Home games-Avg/Game	8-2119	8-1494				
Neutral site-Avg/Game	-	0-0				

Score by Periods	1st	2nd	OT	OT2	OT3	Totals
Winthrop	614	716	10	9	12	1361
Opponents	596	688	10	9	7	1310

WINTHROP BASKETBALL

↳ TRADITION RICH PROGRAM ↵

~NCAA D1 Member since 1985~

- 13 Big South Conference Championships (most in conference history)
- 11 NCAA Tournament Appearances (most in conference history and all in the last 22 years)
- Most 20-win seasons in Big South history (14)
- Eight seasons with 23 or more wins and a Big South record 29 wins in 2006-07
- Most wins all-time by Big South member (678) and most league wins all-time (361)
- Only Big South member to earn an 11, 12, 13 and 14 seed in NCAA Tournament
- First Big South member to win an NCAA Tournament game (defeated 6th seeded Notre Dame 74-64 in 2007)
- Big South record 55 conference tournament wins
- Big South record 18 conference championship game appearances
- 23 winning seasons out of 36 NCAA D1 seasons
- Notable Non-Conference Wins (ACC-Clemson (2), Georgia Tech, Miami, Wake Forest/Big East- Providence, Marquette, Notre Dame/Big 10-Illinois/Big 12-Missouri/PAC 12-Washington/SEC-Georgia, Mississippi State, Auburn/Mid-Majors-ODU, Missouri State, Saint Mary's (Ca.), MTSU, at Little Rock/Independent-Miami)
- Three AP All-America selections (Greg Lewis, Keon Johnson, Xavier Cooks)
- 50 All-League selections, 38 All-Tournament Team selections
- Eagles have two of the Top 5 winningest coaches in the history of the league as Gregg Marshall has 194 (2nd) and Pat Kelsey currently has 186 (4th)
- Both are also in the Top 4 for conference wins all-time as Kelsey has 110 (2nd) and Marshall is 4th with 104



WINTHROP

B A S K E T B A L L



Isaiah
Wilson

1

Guard / 6-1 / 170 / Sr.
Pittsburgh, Pa.
(Richmond)

CAREER HONORS

CAREER HIGHS				BIG SOUTH			
Points	10	two times		Points	5	two times	
Minutes	37	at Mercer (11/19/22)		Minutes	22	Radford (2/12/25)	
FGM	4	Georgia St. (11/16/21)		FGM	2	two times	
FGA	7	two times		FGA	4	at UNC Asheville (1/18/25)	
3PTFGM	2	four times		3PTFGM	1	four times	
3PTFGA	3	four times		3PTFGAs	1	six times	
FTM	7	at Mercer (11/19/22)		FTM	4	at High Point (1/25/25)	
FTA	8	at Mercer (11/19/22)		FTA	4	two times	
Rebounds	6	at Drake (11/20/21)		Rebounds	5	Charleston Sou. (1/15/25)	
Assists	6	two times		Assists	6	at Longwood (2/21/25)	
Blocks	1	two times		Blocks			
Steals	3	four times		Steals	2	two times	
Turnovers	4	two times		Turnovers	2	two times	

- EXTRA DRIBBLE
- Led the team with six assists in the win at Longwood
 - Has nine assists and three steals off the bench in the last two games
 - Played just six minutes at PC, the lowest since playing six at Indiana (averaging 14.4 minutes per game in league play)
 - Has come off the bench in all 16 conference games averaging 2.4 ppg, 1.0 rpg and 1.8 apg
 - Solid minutes off the bench (15) at High Point finishing with four points, two rebounds, two assists, and two steals
 - Has 14 games with multiple assists and 10 games with three or more
 - Led the team in assists off the bench with five vs. Mercer
 - Came off the bench vs. Bob Jones to lead the team with five assists
 - Dished out a career-best six assists in the season-opener vs. Piedmont
 - Missed most of 2023-24 with an injury after missing most of 2022-23
 - Played five games in 2024-25 before the injury and played in seven games in 2022-23
 - Played a career-high 37 minutes at Mercer on Nov. 19, 2022 and finished with a career-best free throws made (7) and free throws attempted (8)
 - Transferred from Richmond after two seasons
 - As a sophomore he appeared in 33 games for the Spiders with 15 starts for a team that won the Atlantic-10 Championship and advanced in the NCAA Tournament
 - In 2021-22 he set a career-high for steals in a single-season with 19
 - As a freshman he appeared in 20 games with two starts
 - In his first A-10 Tournament he was 5-for-11 from three
 - Played last two years of high school for First Love Christian Acad-emy, leading the team to a 2020 National Christian School Athletic Association national championship semifinals
 - No. 5 recruit in Pennsylvania's Class of 2020 by 247Sports.com
 - No. 35 point guard recruit in Class of 2020 by 247Sports.com
 - Began high school career at North Catholic, helping them to Western Pennsylvania Interscholastic Athletic League titles in 2016 and 2017

Opponent	Date	gs	min	Total		3-Pointers		Free throws		Rebounds				pf	a	t/o	blk	stl	pts	avg
				fg-fga	pct	3fg-fga	pct	ft-fa	pct	off	def	tot	avg							
PIEDMONT	11/04/24	12	0-2	.000	0-1	.000	0-0	.000	0-0	0	2	2	2.0	2	6	0	0	2	0	0.0
LITTLE ROCK	11/09/24	7	0-0	.000	0-0	.000	0-0	.000	0-0	0	0	0	1.0	2	0	2	0	1	0	0.0
at Virginia Tech	11/11/24	6	0-0	.000	0-0	.000	0-0	.000	0-0	0	1	1	1.0	0	0	1	0	0	0	0.0
WILLIAM & MARY	11/15/24	5	0-1	.000	0-1	.000	0-0	.000	0-0	0	0	0	0.8	0	1	2	0	0	0	0.0
N.C. CENTRAL	11/17/24	3	0-1	.000	0-1	.000	0-0	.000	0-0	1	0	1	0.8	0	1	0	0	0	0	0.0
at Louisville	11/22/24	7	0-1	.000	0-1	.000	0-0	.000	0-0	0	0	0	0.7	2	1	1	0	1	0	0.0
LIU	11/25/24	11	0-0	.000	0-0	.000	5-6	.833	0	0	0	0	0.6	4	3	3	0	1	5	0.7
AVERETT	11/27/24	12	0-2	.000	0-1	.000	2-2	1.000	0	1	1	0.6	1	4	1	0	1	2	0.9	
at Queens (NC)	12/03/24	12	1-2	.500	0-1	.000	0-0	.000	0-0	0	0	0	0.6	1	2	2	1	0	2	1.0
COASTAL CAROLINA	12/07/24	11	0-1	.000	0-1	.000	0-0	.000	0-0	0	1	1	0.6	0	1	0	0	0	0	0.9
BOB JONES	12/12/24	17	3-4	.750	2-2	1.000	0-0	.000	0-0	0	0	0	0.5	1	5	0	0	1	8	1.5
at Florida St.	12/17/24	11	1-2	.500	0-0	.000	1-2	.500	0	1	1	0.6	4	2	0	0	0	3	1.7	
MERCER	12/21/24	9	0-1	.000	0-0	.000	0-0	.000	0-0	0	2	2	0.7	0	5	2	0	1	0	1.5
at Indiana	12/29/24	6	0-0	.000	0-0	.000	0-2	.000	0	0	0	0	0.6	1	1	1	0	0	0	1.4
USC UPSTATE	01/02/25	14	0-1	.000	0-1	.000	3-4	.750	0	0	0	0	0.6	2	0	2	0	1	3	1.5
at Radford	01/04/25	8	0-0	.000	0-0	.000	0-0	.000	0-0	0	0	0	0.6	1	1	0	0	0	0	1.4
at Gardner-Webb	01/08/25	11	0-1	.000	0-0	.000	2-2	1.000	0	2	2	0.6	1	0	1	0	1	2	1.5	
LONGWOOD	01/11/25	11	2-2	1.000	1-1	1.000	0-1	.000	0	0	0	0	0.6	2	1	1	0	0	5	1.7
CHARLESTON SO.	01/15/25	21	2-3	.667	0-1	.000	1-2	.500	1	4	5	0.8	4	3	2	0	0	0	5	1.8
at UNC Asheville	01/18/25	19	1-4	.250	1-1	1.000	0-0	.000	0	0	0	0.8	3	2	1	0	0	3	1.9	
at High Point	01/25/25	15	0-1	.000	0-1	.000	4-4	1.000	0	2	2	0.9	0	2	1	0	2	4	2.0	
PRESBYTERIAN	01/29/25	14	1-1	1.000	1-1	1.000	0-1	.000	0	0	0	0.8	2	1	1	0	1	3	2.0	
GARDNER-WEBB	02/01/25	13	1-1	1.000	1-1	1.000	0-0	.000	0	0	0	0.8	2	3	0	0	0	3	2.1	
at Charleston So.	02/05/25	14	1-2	.500	0-0	.000	0-0	.000	0	2	2	0.8	3	3	1	0	1	2	2.1	
at USC Upstate	02/08/25	19	0-2	.000	0-0	.000	2-2	1.000	0	1	1	0.8	2	3	1	0	0	2	2.1	
RADFORD	02/12/25	22	1-4	.250	1-3	.333	0-0	.000	0	0	0	0.8	0	0	0	0	0	3	2.1	
HIGH POINT	02/15/25	15	0-2	.000	0-1	.000	0-0	.000	1	1	2	0.9	3	1	1	0	0	0	2.0	
at Presbyterian	02/19/25	6	0-0	.000	0-0	.000	0-0	.000	0	0	0	0.8	2	0	0	0	0	0	2.0	
at Longwood	02/27/25	13	0-1	.000	0-1	.000	0-0	.000	0	1	1	0.8	1	6	0	0	1	0	1.9	
UNC ASHEVILLE	03/01/25	16	1-2	.500	1-1	1.000	0-0	.000	0	1	1	0.8	2	3	2	0	2	3	1.9	
Totals		0	360	15-44	.341	8-22	.364	20-28	.714	3	22	25	0.8	48	61	29	1	17	58	1.9

Games played: 30
Minutes/game: 12.0
Points/game: 1.9
FG Pct: 34.1
3FG Pct: 36.4
FT Pct: 71.4

Rebounds/game: 0.8
Assists/game: 2.0
Turnovers/game: 1.0
Assist/turnover ratio: 2.1
Steals/game: 0.6
Blocks/game: 0.0

				Field Goals		3-Point		F-Throws		Rebounds				Scoring						
SEASON	TEAM	GP-GS	MIN/AVG	FG-FGA	FG%	3FG-3FGA	3FG%	FT-FTA	FT%	OFF	DEF	TOT	AVG	PF-FO	A	TO	BLK	STL	PTS	AVG
2020-21	UR	20-2	156/7.8	10-25	.400	5-11	.455	10-19	.526	6	13	19	1.0	24-0	8	11	0	8	35	1.8
2021-22	UR	33-15	486/14.7	25-78	.321	9-37	.243	18-29	.621	7	30	37	1.1	63-2	22	29	1	19	77	2.3
2022-23	Win	7-6	158/22.6	9-24	.375	5-10	.500	16-24	.667	0	12	12	1.7	23-2	15	20	2	7	39	5.6
2024-25	Win	30-0	360/12.0	15-44	.341	8-22	.364	20-28	.714	3	22	25	0.8	48-0	61	29	1	17	58	1.9
TOTAL FOR Win		37-6	518/14.0	24-68	.353	13-32	.406	36-52	.692	3	34	37	1.0	71-2	76	49	3	24	97	2.6
TOTAL		90-23	1160/12.9	59-171	.345	27-80	.338	64-100	.640	16	77	93	1.0	158-4	106	89	4	51	209	2.3



Ryan
Jolly

2

Guard / 6-3 / 180 / Gr.
Martinez, Ga.
(Piedmont)

CAREER HONORS

2022-23 & 2023-24 CCS First Team All-Conference | 2024 CCS Man of the Year
2024-25 Big South All-Academic Team

CAREER HIGHS			BIG SOUTH		
Points	37	at Berea (2/21/23)	Points	9	at Charleston Southern (2/5/25)
Minutes			Minutes	20	at Charleston Southern (2/5/25)
FGM	12	Greensboro (12/5/20)	FGM	3	at Charleston Southern (2/5/25)
FGA	24	at Huntingdon (2/9/24)	FGA	6	two times
3PTFGM	5	Alma (11/18/23)	3PTFGM	2	Longwood (1/11/25)
3PTFGA	12	Brevard (12/3/23)	3PTFGAs	3	two times
FTM	14	two times	FTM	2	at Charleston Southern (2/5/25)
FTA	16	at Berea (2/21/23)	FTA	2	at Charleston Southern (2/5/25)
Rebounds	12	at Berea (2/21/23)	Rebounds	4	at Charleston Southern (2/5/25)
Assists	11	two times	Assists	3	Gardner-Webb (2/1/25)
Blocks	3	Sewanee (11/8/21)	Blocks	1	at Charleston Southern (2/5/25)
Steals	7	Maryville-TN (1/21/24)	Steals	2	at Gardner-Webb (1/8/25)
Turnovers			Turnovers	2	Presbyterian (1/29/25)

EXTRA DRIBBLE

- Returned to action after missing four games at Longwood and in 13 total minutes (2 games) since his return he has eight points
- Had his most productive game in league play in the win at Charleston Southern, finishing with nine points, four rebounds, an assist, a block and a steal
- Finished 2-for-3 behind the arc vs. the Lancers for his second game with multiple threes
- Solid 16 minutes off the bench vs. Bob Jones with six points, 2 rebounds and four assists
- Had eight straight games with double-digit minutes come to an end at Radford (7 minutes)
- Came off the bench for 11 points in the win at Queens, 1-of-4 Eagles in double-figures that game (played season-high 21 points)
- In just nine minutes of action vs. LIU, he tied for team-best and season-high three assists
- Faced his former team in the season opener, finishing with 15 points off the bench on 5-of-8 shooting
- Started 26-of-27 games last season at Piedmont and averaged a career-high 21.1 ppg
- Led Piedmont in assists (140), steals (66), points (570), and minutes (896) as well
- 2024 CCS Man of the Year and CCS First Team All-Conference
- 2022-23 CCS First Team All-Conference
- Small College Basketball Bevo Francis Award Top 100 Watch List in 2023-24
- Small College Basketball Trevor Hudgins Award Top 25 Watch List in 2023-24
- Reached 1,000 career points and had 1,371 by the end of the season
- Two-Time CCS All-Academic Team selection
- NABC Honors Court in 2020-21, 2021-22, 2022-23)
- Started career at Lander in 2019-20 and played 18 games with one start

Opponent	Date	gs	min	Total		3-Pointers		Free throws		Rebounds				pf	a	t/o	blk	stl	pts	avg	
				fg-fga	pct	3fg-fga	pct	ft-fla	pct	off	def	tot	avg								
PIEDMONT	11/04/24	*	19	5-8	.625	1-3	.333	4-4	1.000	1	1	2	2.0	0	0	2	0	2	15	15.0	
LITTLE ROCK	11/09/24		16	1-4	.250	1-3	.333	4-4	1.000	1	0	1	1.5	1	1	4	0	1	7	11.0	
at Virginia Tech	11/11/24		10	0-2	.000	0-2	.000	0-0	.000	0	0	0	1.0	0	1	0	0	0	0	7.3	
WILLIAM & MARY	11/15/24		15	1-3	.333	0-0	.000	1-2	.500	0	0	0	0.8	0	1	1	0	2	3	6.3	
GA. SOUTHERN	11/16/24		9	1-2	.500	0-1	.000	0-0	.000	0	1	1	0.8	0	0	0	0	0	2	5.4	
N.C. CENTRAL	11/17/24		3	0-0	.000	0-0	.000	0-0	.000	0	0	0	0.7	0	0	2	0	0	0	4.5	
at Louisville	11/22/24		5	1-2	.500	0-0	.000	0-0	.000	1	0	1	0.7	1	0	2	0	0	2	4.1	
LIU	11/25/24		9	2-2	1.000	1-1	1.000	1-2	.500	0	0	0	0.6	1	3	0	0	1	6	4.4	
AVERETT	11/27/24		11	0-2	.000	0-2	.000	3-3	1.000	0	1	1	0.7	1	0	0	0	1	3	4.2	
at Queens (NC)	12/03/24		21	3-6	.500	1-3	.333	4-5	.800	1	1	2	0.8	0	0	0	0	0	11	4.9	
COASTAL CAROLINA	12/07/24		10	0-0	.000	0-0	.000	2-2	1.000	0	1	1	0.8	1	0	0	0	0	2	4.6	
BOB JONES	12/12/24		16	2-4	.500	2-3	.667	0-0	.000	1	1	2	0.9	0	4	0	0	0	6	4.8	
at Florida St.	12/17/24		10	1-4	.250	1-4	.250	0-0	.000	0	0	0	0.8	0	1	1	0	1	3	4.6	
MERCER	12/21/24		12	2-3	.667	0-1	.000	0-0	.000	0	1	1	0.9	1	2	0	0	1	4	4.6	
at Indiana	12/29/24		13	1-2	.500	1-2	.500	0-0	.000	0	0	0	0.8	2	0	0	0	0	3	4.5	
USC UPSTATE	01/02/25		16	0-3	.000	0-2	.000	0-0	.000	0	0	0	0.8	1	2	1	0	1	0	4.2	
at Radford	01/04/25		7	0-1	.000	0-1	.000	0-0	.000	0	0	0	0.7	1	0	1	0	1	0	3.9	
at Gardner-Webb	01/08/25		12	1-4	.250	1-2	.500	0-0	.000	0	1	1	0.7	2	1	0	0	2	3	3.9	
LONGWOOD	01/11/25	*	17	2-3	.667	2-3	.667	0-0	.000	0	1	1	0.7	1	0	1	0	1	6	4.0	
CHARLESTON SO.	01/15/25	*	7	0-0	.000	0-0	.000	0-0	.000	0	0	0	0.7	0	0	1	0	0	0	3.8	
at UNC Asheville	01/18/25		5	0-1	.000	0-1	.000	0-0	.000	0	0	0	0.7	0	2	0	0	0	0	3.6	
at High Point	01/25/25		5	0-1	.000	0-1	.000	0-0	.000	0	1	1	0.7	1	0	0	0	0	0	3.5	
PRESBYTERIAN	01/29/25	*	15	2-6	.333	1-4	.250	0-0	.000	0	0	0	0.7	1	1	2	0	0	5	3.5	
GARDNER-WEBB	02/01/25	*	18	2-4	.500	0-2	.000	0-1	.000	0	0	0	0.6	1	3	1	0	1	4	3.5	
at Charleston So.	02/05/25	*	20	3-6	.500	1-3	.333	2-2	1.000	1	3	4	0.8	1	1	1	1	1	9	3.8	
at Longwood	02/27/25		6	1-2	.500	1-2	.500	0-0	.000	0	0	0	0.7	0	0	0	0	0	3	3.7	
UNC ASHEVILLE	03/01/25		7	1-1	1.000	1-1	1.000	2-2	1.000	0	0	0	0.7	0	1	1	0	0	5	3.8	
Totals			6	314	32-76	.421	15-47	.319	23-27	.852	6	13	19	0.7	17	24	21	1	16	102	3.8

Games played: 27
Minutes/game: 11.6
Points/game: 3.8
FG Pct: 42.1
3FG Pct: 31.9
FT Pct: 85.2

Rebounds/game: 0.7
Assists/game: 0.9
Turnovers/game: 0.8
Assist/turnover ratio: 1.1
Steals/game: 0.6
Blocks/game: 0.0

				Field Goals		3-Point		F-Throws		Rebounds				Scoring						
SEASON	TEAM	GP-GS	MIN/AVG	FG-FGA	FG%	3FG-3FGA	3FG%	FT-FTA	FT%	OFF	DEF	TOT	AVG	PF-FO	A	TO	BLK	STL	PTS	AVG
2019-20	Lander	18-1	116/6.4	12-25	.480	4-10	.400	10-12	.833	1	11	12	0.7	8-0	6	12	0	4	38	2.1
2020-21	PIED	17-17	502/29.5	106-193	.549	27-59	.458	53-63	.841	17	61	78	4.6	35-0	52	54	9	25	292	17.2
2021-22	PIED	3-3	59/19.7	10-20	.500	1-5	.200	8-8	1.000	2	16	18	6.0	5-0	9	8	3	6	29	9.7
2022-23	PIED	27-27	865/32.0	161-358	.450	35-93	.376	85-104	.817	23	146	169	6.3	61-1	125	82	13	51	442	16.4
2023-24	PIED	27-26	895/33.2	188-362	.519	50-124	.403	144-162	.889	32	102	134	5.0	63-0	140	100	9	66	570	21.1
2024-25	Win	27-6	315/11.7	32-76	.421	15-47	.319	23-27	.852	6	13	19	0.7	17-0	24	21	1	16	102	3.8
TOTAL FOR Win		27-6	315/11.7	32-76	.421	15-47	.319	23-27	.852	6	13	19	0.7	17-0	24	21	1	16	102	3.8
TOTAL		119-80	2752/23.1	509-1034	.492	132-338	.391	323-376	.859	81	349	430	3.6	189-1	356	277	35	168	1473	12.4



Paul
Jones III

3

Guard / 6-4 / 170 / Fr.
Suffolk, Va.
(Combine Academy)

CAREER HONORS

2024-25 Big South All-Freshman Team
Big South Co-Freshman of the Week (1/13/25)

CAREER HIGHS				BIG SOUTH			
Points	25	Averett (11/27/24)		Points	24	Longwood (1/11/25)	
Minutes	33	at Gardner-Webb (1/8/25)		Minutes	33	at Gardner-Webb (1/8/25)	
FGM	9	Longwood (1/11/25)		FGM	9	Longwood (1/11/25)	
FGA	14	Longwood (1/11/25)		FGA	14	Longwood (1/11/25)	
3PTFGM	6	two times		3PTFGM	6	Longwood (1/11/25)	
3PTFGA	11	two times		3PTFGAs	11	Longwood (1/11/25)	
FTM	5	Averett (11/27/24)		FTM	2	two times	
FTA	6	Averett (11/27/24)		FTA	4	Gardner-Webb (2/1/25)	
Rebounds	5	two times		Rebounds	4	two times	
Assists	3	two times		Assists	1	six times	
Blocks	2	at Gardner-Webb (1/8/25)		Blocks	2	at Gardner-Webb (1/8/25)	
Steals	2	two times		Steals	2	two times	
Turnovers	3	Bob Jones (12/12/24)		Turnovers	1	five times	

EXTRA DRIBBLE

- Over the last four games he's 3-for-13 behind the arc
- In the first meeting with Longwood, he scored 22 of his 24 points in the first half to help build a 53-30 halftime lead
- Solid game off the bench against Radford as he hit five threes and finished with 15 points
- Despite going 5-for-8 vs. Radford behind the arc, he's 14-for-54 in the last 12 games (26%)
- Has three or more rebounds in six of the last seven games and has three or more in 20 games, four or more in 10 games
- Has 51 threes on the season, which is 3rd most by a freshman in program history (Keon Johnson holds the record of 64 set in 2013-14)
- Ranked 11th in the Big South with 1.7 threes per game
- Eagles are 10-3 in the 13 games he's connected on two or more threes
- As a starter he averages 9.8 ppg, 2.9 rpg
- After going 1-for-7 behind the arc at FSU, bounced back to knock down 4-of-7 vs. Mercer
- Had five rebounds vs. Mercer, matching his career-best (3 times)
- Matched career-high in assists with three vs. Coastal
- Posted a career-high 25 points on 6-of-8 from three in the win over Averett (3rd Eagle to score 20 or more this season)
- In second start of his career he posted 12 points, 5 rebounds, assist and steal at Louisville
- Made first start of the season on Nov. 17 vs. N.C. Central, finishing with 11 points, five rebounds
- It was his second game in double-figures, tying his career-high of 11 he posted in the season opener vs. Piedmont
- Hit three triples in the opener and then matched that vs. N.C. Central
- Has double-digit minutes in all six games, including a career-high 26 vs. N.C. Central

Opponent	Date	gs	min	Total		3-Pointers		Free throws		Rebounds											
				fg-fga	pct	3fg-fga	pct	ft-fga	pct	off	def	tot	avg	pf	a	t/o	blk	stl	pts	avg	
PIEDMONT	11/04/24		18	4-12	.333	3-10	.300	0-2	.000	4	0	4	4.0	0	0	1	0	1	11	11.0	
LITTLE ROCK	11/09/24		21	2-7	.286	0-4	.000	0-0	.000	1	3	4	4.0	1	3	0	0	0	4	7.5	
at Virginia Tech	11/11/24		16	1-8	.125	1-8	.125	0-0	.000	1	0	1	3.0	1	0	0	0	0	3	6.0	
WILLIAM & MARY	11/15/24		11	0-3	.000	0-1	.000	0-0	.000	0	1	1	2.5	1	0	0	0	0	0	4.5	
GA. SOUTHERN	11/16/24		12	2-6	.333	0-3	.000	2-2	1.000	1	2	3	2.6	1	0	0	0	0	6	4.8	
N.C. CENTRAL	11/17/24	*	26	3-8	.375	3-7	.429	2-3	.667	1	4	5	3.0	1	0	1	0	0	11	5.8	
at Louisville	11/22/24	*	30	4-13	.308	2-11	.182	2-3	.667	1	4	5	3.3	3	1	1	0	1	12	6.7	
LIU	11/25/24	*	16	1-5	.200	0-3	.000	0-0	.000	1	3	4	3.4	1	0	1	0	0	2	6.1	
AVERETT	11/27/24	*	23	7-9	.778	6-8	.750	5-6	.833	0	2	2	3.2	2	2	1	0	0	25	8.2	
at Queens (NC)	12/03/24	*	20	2-6	.333	2-4	.500	1-2	.500	1	3	4	3.3	3	0	1	0	0	7	8.1	
COASTAL CAROLINA	12/07/24	*	26	2-4	.500	1-3	.333	0-0	.000	0	3	3	3.3	0	3	0	0	1	5	7.8	
BOB JONES	12/12/24	*	14	3-6	.500	2-5	.400	1-1	1.000	0	3	3	3.3	0	0	3	0	0	9	7.9	
at Florida St.	12/17/24	*	16	1-8	.125	1-7	.143	0-0	.000	0	0	0	3.0	3	0	0	0	0	3	7.5	
MERCER	12/21/24	*	21	4-7	.571	4-7	.571	1-2	.500	0	5	5	3.1	1	0	2	0	1	13	7.9	
at Indiana	12/29/24	*	28	4-8	.500	2-5	.400	0-0	.000	1	3	4	3.2	1	0	2	0	0	10	8.1	
USC UPSTATE	01/02/25	*	27	5-8	.625	2-5	.400	0-0	.000	0	3	3	3.2	0	0	0	0	0	12	8.3	
at Radford	01/04/25	*	20	2-8	.250	2-5	.400	0-0	.000	0	2	2	3.1	4	0	0	0	2	6	8.2	
at Gardner-Webb	01/08/25	*	33	3-8	.375	1-5	.200	2-3	.667	0	2	2	3.1	3	0	0	2	0	9	8.2	
LONGWOOD	01/11/25	*	27	9-14	.643	6-11	.545	0-0	.000	1	2	3	3.1	1	0	1	1	0	24	9.1	
CHARLESTON SO.	01/15/25	*	29	5-13	.385	3-9	.333	0-0	.000	0	3	3	3.1	5	0	0	0	2	13	9.3	
at UNC Asheville	01/18/25	*	12	0-4	.000	0-3	.000	0-0	.000	0	1	1	3.0	1	0	0	0	0	0	8.8	
at High Point	01/25/25	*	22	2-8	.250	1-7	.143	1-2	.500	0	1	1	2.9	1	1	0	0	1	6	8.7	
PRESBYTERIAN	01/29/25		21	1-5	.200	1-3	.333	0-0	.000	0	2	2	2.8	2	0	0	0	1	3	8.4	
GARDNER-WEBB	02/01/25		14	2-4	.500	1-3	.333	2-4	.500	0	3	3	2.8	2	1	1	0	0	7	8.4	
at Charleston So.	02/05/25		12	1-3	.333	0-1	.000	0-0	.000	1	2	3	2.8	4	0	1	0	0	2	8.1	
at USC Upstate	02/08/25		13	1-7	.143	0-5	.000	1-1	1.000	0	3	3	2.8	0	0	1	0	0	3	7.9	
RADFORD	02/12/25		25	5-9	.556	5-8	.625	0-0	.000	0	4	4	2.9	3	1	1	0	0	15	8.2	
HIGH POINT	02/15/25		24	2-7	.286	1-6	.167	1-2	.500	0	4	4	2.9	1	1	1	0	1	6	8.1	
at Presbyterian	02/19/25		12	1-3	.333	1-2	.500	0-0	.000	0	2	2	2.9	0	1	1	0	0	3	7.9	
at Longwood	02/27/25		13	3-5	.600	1-3	.333	2-2	1.000	0	3	3	2.9	1	0	0	0	1	9	8.0	
UNC ASHEVILLE	03/01/25		11	0-2	.000	0-2	.000	0-0	.000	0	1	1	2.8	1	1	1	0	0	0	7.7	
Totals			17	613	82-218	.376	52-164	.317	23-35	.657	14	74	88	2.8	48	15	21	3	12	239	7.7

Games played: 31
Minutes/game: 19.8
Points/game: 7.7
FG Pct: 37.6
3FG Pct: 31.7
FT Pct: 65.7

Rebounds/game: 2.8
Assists/game: 0.5
Turnovers/game: 0.7
Assist/turnover ratio: 0.7
Steals/game: 0.4
Blocks/game: 0.1

				Field Goals		3-Point		F-Throws		Rebounds									Scoring	
SEASON	TEAM	GP-GS	MIN/AVG	FG-FGA	FG%	3FG-3FGA	3FG%	FT-FTA	FT%	OFF	DEF	TOT	AVG	PF-FO	A	TO	BLK	STL	PTS	AVG
2024-25	Win	31-17	617/19.9	82-218	.376	52-164	.317	23-35	.657	14	74	88	2.8	48-1	15	21	3	12	239	7.7
TOTAL		31-17	617/19.9	82-218	.376	52-164	.317	23-35	.657	14	74	88	2.8	48-1	15	21	3	12	239	7.7



Kelton Talford

4

Forward / 6-7 / 200 / Sr.
Great Falls, S.C.
(Great Falls H.S.)

CAREER HONORS

2022-23, 2023-24 & 2024-25 First Team All-Conference | 2024-25 Preseason All-Big South First Team | 2023 All-Tournament Team (Cancun Challenge Mayan Division) | Big South Player of the Week (12/23/22, 1/16/24, 1/11/25)

CAREER HIGHS				BIG SOUTH			
Points	28	S.C. State (12/6/22)		Points	27	Radford (1/13/24)	
Minutes	38	three times		Minutes	38	Radford (1/13/24)	
FGM	11	at LSU (12/17/22)		FGM	10	Presbyterian College (1/4/23)	
FGA	15	at LSU (12/17/22)		FGA	14	High Point (1/27/24)	
3PTFGM	2	at Gardner-Webb (1/20/24)		3PTFGM	2	at Gardner-Webb (1/20/24)	
3PTFGA	3	at Gardner-Webb (1/20/24)		3PTFGA	3	at Gardner-Webb (1/20/24)	
FTM	11	Radford (1/13/24)		FTM	12	at Longwood (2/10/24)	
FTA	16	three times		FTA	16	two times	
Rebounds	16	Gardner-Webb (1/21/23)		Rebounds	16	Gardner-Webb (1/21/23)	
Assists	4	two times		Assists	4	two times	
Blocks	3	three times		Blocks	3	three times	
Steals	3	Elon (11/19/23)		Steals	2	eight times	
Turnovers	5	two times		Turnovers	5	two times	

- Averaging 13.0 ppg, 6.5 rpg and shooting 67 percent from field against Longwood this season
- In the final game of the regular season he reached 900 career rebounds, becoming just the 4th player in Big South history with 1,800 points and 900 rebounds
- Had a streak of nine straight games in double-figures come to an end at Longwood as he finished with nine points (3-of-5 shooting)
- Moved into 3rd on the program's all-time scoring list, passing Xavier Cooks (20th in Big South history)
- Leads Big South with 101 offensive rebounds and field goal percentage while sitting 3rd in rebounding and 4th in scoring (as of Mar. 4)
- He is currently the Big South Conference's career leader in field goal percentage at .647 (Heder Ambrose of Charleston Southern is next at .618 - played 1985-89)
- His career .647 field goal percentage is 7th best in the nation among active players
- Has a chance to finish Top 30 all-time in NCAA D1 history (20th is at .647)
- Currently 1-of-11 active players with 1,800 points/900 rebounds (as of Mar. 4)
- Is the program's all-time leader in games played (148)
- Has a career-high 32 steals on the year after getting two at UNC Asheville (previous best was 16 in 2023-24)
- Also has career-highs in free throws made, free throws attempted and blocks
- Surpassed Keon Johnson (610) for the most free throw attempts in program history with 721 (ranked 4th among NCAA active players)
- Went to the foul line a season-high 15 times vs. Coastal (11-of-15) and ranks 10th nationally in total free throw attempts for the season
- After 11 attempts vs. Upstate, now has 14 career games of 10 or more
- Reached 800 career rebounds and now ranks 3rd on Winthrop's all-time list with 906 (ranked 9th all-time in Big South)
- In 2023-24 he made 23 consecutive free throws over the course of a three-game stretch (IUPUI/Elon/Georgia)
- Was in double-figures 28-of-30 games last season
- Last year he led the conference in field goal percentage (.669) and ranked 6th nationally
- Posted a career-high 28 points in the win over S.C. State (12-6-22)
- Is a four-time All-Region selection / Three-time Region A Player of the Year
- Named All-State three times
- Helped lead Great Falls to the 2020 1A State Championship
- In high school career he scored over 1,500 points and had more than 750 rebounds

Opponent	Date	qs	min	Total		3-Pointers		Free throws		Rebounds				pf	a	t/o	blk	stl	pts	avg	
				fg-fga	pct	3fg-fga	pct	ft-fa	pct	off	def	tot	avg								
PIEDMONT	11/04/24	*	23	7-10	.700	0-0	.000	3-3	1.000	3	6	9	9.0	1	1	1	1	1	17	17.0	
LITTLE ROCK	11/09/24	*	27	5-11	.455	0-0	.000	0-2	.000	6	3	9	9.0	1	2	2	1	2	10	13.5	
at Virginia Tech	11/11/24	*	29	3-4	.750	0-0	.000	3-4	.750	1	2	3	7.0	3	0	2	0	1	9	12.0	
WILLIAM & MARY	11/15/24	*	29	5-9	.556	0-0	.000	4-9	.444	2	4	6	6.8	4	1	3	2	0	14	12.5	
GA. SOUTHERN	11/16/24	*	30	5-8	.625	0-0	.000	8-9	.889	1	5	6	6.6	5	0	3	1	3	18	13.6	
N.C. CENTRAL	11/17/24	*	31	8-13	.615	0-0	.000	6-8	.750	6	4	10	7.2	4	0	2	0	2	22	15.0	
at Louisville	11/22/24	*	31	6-12	.500	0-0	.000	3-3	1.000	6	3	9	7.4	3	1	1	0	1	15	15.0	
LIU	11/25/24	*	27	7-10	.700	0-0	.000	4-6	.667	6	7	13	8.1	1	1	0	2	1	18	15.4	
AVERETT	11/27/24	*	18	5-8	.625	0-0	.000	3-8	.375	2	1	3	7.6	3	0	0	0	2	13	15.1	
at Queens (NC)	12/03/24	*	22	3-10	.300	0-0	.000	1-4	.250	3	6	9	7.7	3	1	3	0	2	7	14.3	
COASTAL CAROLINA	12/07/24	*	28	5-10	.500	0-0	.000	11-15	.733	3	3	6	7.5	3	0	1	1	2	21	14.9	
BOB JONES	12/12/24	*	21	6-7	.857	0-0	.000	7-10	.700	7	7	14	8.1	1	0	0	1	0	19	15.3	
at Florida St.	12/17/24	*	26	2-5	.400	0-0	.000	4-6	.667	3	2	5	7.8	2	0	1	1	1	8	14.7	
MERCER	12/21/24	*	31	4-9	.444	0-0	.000	10-14	.714	3	7	10	8.0	3	1	2	3	1	18	14.9	
at Indiana	12/29/24	*	22	5-9	.556	0-0	.000	3-3	1.000	1	2	3	7.7	4	1	0	0	0	13	14.8	
USC UPSTATE	01/02/25	*	31	9-11	.818	0-0	.000	7-11	.636	4	8	12	7.9	1	0	4	0	1	25	15.4	
at Radford	01/04/25	*	31	6-9	.667	0-0	.000	3-5	.600	5	3	8	7.9	1	1	0	2	0	15	15.4	
at Gardner-Webb	01/08/25	*	34	9-10	.900	0-0	.000	3-10	.300	4	6	10	8.1	4	1	3	1	1	21	15.7	
LONGWOOD	01/11/25	*	30	7-10	.700	0-0	.000	3-4	.750	3	6	9	8.1	2	1	3	0	2	17	15.8	
CHARLESTON SO.	01/15/25	*	8	2-2	1.000	0-0	.000	0-1	.000	1	1	2	7.8	2	1	0	0	0	4	15.2	
at UNC Asheville	01/18/25	*	33	7-10	.700	0-0	.000	7-9	.778	2	6	8	7.8	1	3	2	1	2	21	15.5	
at High Point	01/25/25	*	25	4-5	.800	0-0	.000	5-8	.625	2	4	6	7.7	4	2	2	0	0	13	15.4	
PRESBYTERIAN	01/29/25	*	31	9-13	.692	0-0	.000	7-7	1.000	3	7	10	7.8	1	0	3	1	1	25	15.8	
GARDNER-WEBB	02/01/25	*	33	9-10	.900	0-0	.000	2-6	.333	2	7	9	7.9	3	1	1	1	2	20	16.0	
at Charleston So.	02/05/25	*	25	8-10	.800	0-1	.000	4-4	1.000	5	4	9	7.9	0	2	2	0	0	20	16.1	
at USC Upstate	02/08/25	*	27	7-9	.778	0-0	.000	8-8	1.000	2	3	5	7.8	3	2	3	0	2	22	16.3	
RADFORD	02/12/25	*	32	5-9	.556	0-0	.000	4-5	.800	2	3	5	7.7	2	3	4	1	0	14	16.3	
HIGH POINT	02/15/25	*	30	5-8	.625	0-0	.000	2-8	.250	4	3	7	7.7	2	1	2	0	1	12	16.1	
at Presbyterian	02/19/25	*	33	6-10	.600	0-0	.000	5-7	.714	5	7	12	7.8	2	0	3	1	1	17	16.1	
at Longwood	02/27/25	*	22	3-5	.600	0-0	.000	3-4	.750	2	2	4	7.7	3	1	3	0	0	9	15.9	
UNC ASHEVILLE	03/01/25	*	32	5-9	.556	0-0	.000	4-5	.800	2	5	7	7.7	1	0	2	0	0	14	15.8	
Totals			31	852	177-275	.644	0-1	.000	137-206	.665	101	137	238	7.7	73	28	58	21	32	491	15.8

Games played: 31
Minutes/game: 27.5
Points/game: 15.8
FG Pct: 64.4
3FG Pct: 0.0
FT Pct: 66.5

Rebounds/game: 7.7
Assists/game: 0.9
Turnovers/game: 1.9
Assist/turnover ratio: 0.5
Steals/game: 1.0
Blocks/game: 0.7

				Field Goals		3-Point		F-Throws		Rebounds				Scoring						
SEASON	TEAM	GP-GS	MIN/AVG	FG-FGA	FG%	3FG-3FGA	3FG%	FT-FTA	FT%	OFF	DEF	TOT	AVG	PF-FO	A	TO	BLK	STL	PTS	AVG
2020-21	Win	25-0	338/13.5	59-97	.608	0-0	.000	24-45	.533	49	45	94	3.8	48-0	6	22	4	10	142	5.7
2021-22	Win	31-5	522/16.8	101-150	.673	0-0	.000	62-101	.614	50	101	151	4.9	56-0	8	39	18	10	264	8.5
2022-23	Win	30-28	951/31.7	184-275	.669	0-1	.000	119-181	.657	89	157	246	8.2	74-3	20	64	18	11	487	16.2
2023-24	Win	31-28	844/27.2	153-245	.624	2-8	.250	130-188	.691	66	111	177	5.7	61-1	34	66	20	16	438	14.1
2024-25	Win	31-31	852/27.5	177-275	.644	0-1	.000	137-206	.665	101	137	238	7.7	73-1	28	58	21	32	491	15.8
TOTAL		148-92	3507/23.7	674-1042	.647	2-10	.200	472-721	.655	355	551	906	6.1	312-5	96	249	81	79	1822	12.3



Yoro
Diallo

5

Forward / 6-8 / 210 / R-So.
Cincinnati, Ohio
(Moeller H.S.)

CAREER HONORS

CAREER HIGHS				BIG SOUTH			
Points	14	Toccoa Falls (12/29/23)		Points	5	at Charleston Southern (2/5/25)	
Minutes	23	Toccoa Falls (12/29/23)		Minutes	18	at Charleston Southern (1/24/24)	
FGM	7	Toccoa Falls (12/29/23)		FGM	2	three times	
FGA	11	Toccoa Falls (12/29/23)		FGA	4	at Charleston Southern (1/24/24)	
3PTFGM	1	at Florida State (12/22/23)		3PTFGM	1	at Charleston Southern (2/5/25)	
3PTFGA	1	three times		3PTFGAs	1	three times	
FTM	2	three times		FTM	2	two times	
FTA	6	Little Rock (11/9/24)		FTA	2	three times	
Rebounds	12	Toccoa Falls (12/29/23)		Rebounds	7	Charleston Southern (2/7/24)	
Assists	3	two times		Assists	2	two times	
Blocks	2	at Queens (12/3/24)		Blocks	1	Charleston Sou. (1/15/25)	
Steals	4	at UNC Asheville (1/18/25)		Steals	4	at UNC Asheville (1/18/25)	
Turnovers	3	at UNC Asheville (1/18/25)		Turnovers	3	at UNC Asheville (1/18/25)	

- EXTRA DRIBBLE
- Did not play at PC after chipping in with four points in four minutes vs. High Point
 - After a three-game scoreless drought he chipped in with seven points in 16 minutes for the last two games
 - Drilled a three during a big second half run, his first of the year
 - Contributed four points, two assists, two rebounds and a career-high four steals in 16 minutes at UNC Asheville
 - Has a steal in seven games this season, five of which are multiple-steal games
 - Played 11 minutes off the bench vs. Charleston Southern, tied for the second-most minutes in a game this season
 - Solid contribution with four points, three rebounds and a block
 - Posted double-figures off the bench vs. Bob Jones with 10 and also hauled in six boards (first double-figure game of the season)
 - Had a career-high two blocks in the win at Queens, including one with under a minute to go to keep the three-point lead
 - Has come off the bench in all 11 games he's played (missed the Virginia Tech game)
 - Had two assists vs. LIU (9th career multi-assist game)
 - Dished out a career-best three assists on 12/29/23 vs. Toccoa Falls
 - Made collegiate debut on Nov. 6 at Clemson (11/6/23)
 - Hauled in a career-high seven rebounds vs. Brevard and Bob Jones last season
 - Was an All-Team GCL basketball selection in 2022
 - Was an All-Team GCL soccer selection in 2021
 - Played soccer and basketball at Moeller H.S.
 - Entering high school he stepped away from basketball and played soccer for three seasons before returning to basketball for his senior season

Opponent	Date	qs	min	Total		3-Pointers		Free throws		Rebounds				pf	a	t/o	blk	stl	pts	avg
				fg-fga	pct	3fg-fga	pct	ft-fa	pct	off	def	tot	avg							
PIEDMONT	11/04/24		15	3-5	.600	0-1	.000	2-2	1.000	4	2	6	6.0	1	3	1	0	1	8	8.0
LITTLE ROCK	11/09/24		4	0-1	.000	0-0	.000	1-6	.167	1	1	2	4.0	0	0	2	0	2	1	4.5
WILLIAM & MARY	11/15/24		10	1-3	.333	0-1	.000	0-0	.000	0	1	1	3.0	2	2	2	1	3	2	3.7
GA. SOUTHERN	11/16/24		9	1-2	.500	0-0	.000	1-2	.500	0	0	0	2.3	2	0	1	0	2	3	3.5
N.C. CENTRAL	11/17/24		6	0-1	.000	0-1	.000	0-0	.000	0	0	0	1.8	2	0	0	0	0	0	2.8
at Louisville	11/22/24		9	0-2	.000	0-0	.000	0-0	.000	0	3	3	2.0	1	0	1	0	0	0	2.3
LIU	11/25/24		6	1-2	.500	0-0	.000	0-0	.000	0	1	1	1.9	0	2	0	0	0	2	2.3
AVERETT	11/27/24		10	1-2	.500	0-0	.000	2-6	.333	5	2	7	2.5	3	0	1	0	3	4	2.5
at Queens (NC)	12/03/24		10	0-0	.000	0-0	.000	0-0	.000	0	0	0	2.2	1	0	1	2	0	0	2.2
COASTAL CAROLINA	12/07/24		5	1-1	1.000	0-0	.000	1-2	.500	0	1	1	2.1	2	0	0	0	0	3	2.3
BOB JONES	12/12/24		11	5-6	.833	0-0	.000	0-0	.000	2	4	6	2.5	2	1	2	0	0	10	3.0
at Florida St.	12/17/24		4	0-1	.000	0-1	.000	0-0	.000	0	1	1	2.3	0	0	0	0	0	0	2.8
MERCER	12/21/24		0	0-0	.000	0-0	.000	0-0	.000	0	0	0	2.2	0	0	0	0	0	0	2.5
USC UPSTATE	01/02/25		2	1-1	1.000	0-0	.000	0-0	.000	0	0	0	2.0	0	0	0	0	0	2	2.5
at Radford	01/04/25		0	0-0	.000	0-0	.000	0-0	.000	0	0	0	1.9	0	0	0	0	0	0	2.3
at Gardner-Webb	01/08/25		8	1-1	1.000	0-0	.000	0-0	.000	1	1	2	1.9	3	0	0	0	0	2	2.3
LONGWOOD	01/11/25		7	0-0	.000	0-0	.000	0-0	.000	1	0	1	1.8	1	0	0	0	0	0	2.2
CHARLESTON SO.	01/15/25		11	1-3	.333	0-0	.000	2-2	1.000	1	2	3	1.9	0	0	1	1	0	4	2.3
at UNC Asheville	01/18/25		16	2-2	1.000	0-0	.000	0-0	.000	1	1	2	1.9	4	2	3	0	4	4	2.4
at High Point	01/25/25		5	0-0	.000	0-0	.000	0-0	.000	0	1	1	1.9	2	0	0	0	1	0	2.3
PRESBYTERIAN	01/29/25		3	0-0	.000	0-0	.000	0-0	.000	1	0	1	1.8	1	0	0	0	0	0	2.1
GARDNER-WEBB	02/01/25		6	0-1	.000	0-0	.000	0-0	.000	1	1	2	1.8	2	0	0	0	0	0	2.0
at Charleston So.	02/05/25		8	2-3	.667	1-1	1.000	0-0	.000	0	1	1	1.8	2	0	0	0	0	5	2.2
at USC Upstate	02/08/25		8	1-2	.500	0-1	.000	0-0	.000	0	1	1	1.8	1	0	0	0	0	2	2.2
RADFORD	02/12/25		4	0-0	.000	0-0	.000	0-0	.000	0	2	2	1.8	1	0	1	0	0	0	2.1
HIGH POINT	02/15/25		4	2-3	.667	0-0	.000	0-0	.000	1	1	2	1.8	0	0	1	0	0	4	2.2
at Longwood	02/27/25		2	0-0	.000	0-0	.000	0-0	.000	0	0	0	1.7	0	1	0	0	0	0	2.1
UNC ASHEVILLE	03/01/25		1	0-0	.000	0-0	.000	0-0	.000	0	0	0	1.6	0	0	0	0	0	0	2.0
Totals		0	184	23-42	.548	1-6	.167	9-20	.450	19	27	46	1.6	33	11	17	4	16	56	2.0

Games played: 28
Minutes/game: 6.6
Points/game: 2.0
FG Pct: 54.8
3FG Pct: 16.7
FT Pct: 45.0

Rebounds/game: 1.6
Assists/game: 0.4
Turnovers/game: 0.6
Assist/turnover ratio: 0.6
Steals/game: 0.6
Blocks/game: 0.1

				Field Goals		3-Point		F-Throws		Rebounds									Scoring		
SEASON	TEAM	GP-GS	MIN	AVG	FG-FGA	FG%	3FG-3FGA	3FG%	FT-FTA	FT%	OFF	DEF	TOT	AVG	PF-FO	A	TO	BLK	STL	PTS	AVG
2023-24	Win	29-0	251	8.7	20-40	.500	1-8	.125	6-13	.462	21	42	63	2.2	29-2	15	12	4	7	47	1.6
2024-25	Win	28-0	184	6.6	23-42	.548	1-6	.167	9-20	.450	19	27	46	1.6	33-0	11	17	4	16	56	2.0
TOTAL		57-0	436	7.6	43-82	.524	2-14	.143	15-33	.455	40	69	109	1.9	62-2	26	29	8	23	103	1.8



Cam Christy

8

Guard / 6-4 / 200 / Jr.
Walton, Ky.
(Mount St. Joseph Univ.)

CAREER HONORS

- EXTRA DRIBBLE
- Posted four points in the final three minutes of win over Bob Jones
 - Saw first action as an Eagle in the season opener with three minutes against Piedmont
 - Walk-on and did not play in 2023-24
 - 2021 and 2022 All-District Selection
 - 2020, 2021, 2022 All-Conference Selection
 - 2022 All-Region Selection

CAREER HIGHS				BIG SOUTH			
Points	4	Bob Jones (12/12/24)		Points	1	at Charleston Southern (2/5/25)	
Minutes	3	three times		Minutes			
FGM	2	Bob Jones (12/12/24)		FGM			
FGA	3	two times		FGA			
3PTFGM				3PTFGM			
3PTFGA	1	two times		3PTFGAs			
FTM	1	Piedmont (11/4/24)		FTM			
FTA	2	Piedmont (11/4/24)		FTA			
Rebounds	3	Piedmont (11/4/24)		Rebounds			
Assists	1	Piedmont (11/4/24)		Assists			
Blocks				Blocks			
Steals				Steals			
Turnovers	1	Bob Jones (12/12/24)		Turnovers			

Opponent	Date	gs	min	Total		3-Pointers		Free throws		Rebounds				pf	a	t/o	blk	stl	pts	avg
				fg-fga	pct	3fg-fga	pct	ft-fga	pct	off	def	tot	avg							
PIEDMONT	11/04/24	3		0-1	.000	0-1	.000	1-2	.500	1	2	3	3.0	0	1	0	0	0	1	1.0
LITTLE ROCK	11/09/24	1		0-0	.000	0-0	.000	0-0	.000	0	0	0	1.5	0	0	0	0	0	0	0.5
LIU	11/25/24	1		0-1	.000	0-0	.000	0-0	.000	0	0	0	1.0	1	0	0	0	0	0	0.3
AVERETT	11/27/24	3		0-3	.000	0-0	.000	0-0	.000	0	1	1	1.0	0	0	0	0	0	0	0.3
BOB JONES	12/12/24	3		2-3	.667	0-1	.000	0-0	.000	1	0	1	1.0	0	0	1	0	0	4	1.0
at Charleston So.	02/05/25	1		0-0	.000	0-0	.000	0-0	.000	0	0	0	0.8	1	0	0	0	0	0	0.8
at Longwood	02/27/25	1		0-0	.000	0-0	.000	0-0	.000	0	0	0	0.7	0	0	0	0	0	0	0.7
Totals		0	13	2-8	.250	0-2	.000	1-2	.500	2	3	5	0.7	2	1	1	0	0	5	0.7

Games played: 7
Minutes/game: 1.9
Points/game: 0.7
FG Pct: 25.0
3FG Pct: 0.0
FT Pct: 50.0

Rebounds/game: 0.7
Assists/game: 0.1
Turnovers/game: 0.1
Assist/turnover ratio: 1.0

				Field Goals		3-Point		F-Throws		Rebounds										Scoring	
SEASON	TEAM	GP-GS	MIN/AVG	FG-FGA	FG%	3FG-3FGA	3FG%	FT-FTA	FT%	OFF	DEF	TOT	AVG	PF-FO	A	TO	BLK	STL	PTS	AVG	
2024-25	Win	7-0	14/2.0	2-8	.250	0-2	.000	1-2	.500	2	3	5	0.7	2-0	1	1	0	0	5	0.7	
TOTAL		7-0	14/2.0	2-8	.250	0-2	.000	1-2	.500	2	3	5	0.7	2-0	1	1	0	0	5	0.7	



Nick Johnson 10

Guard / 6-4 / 200 / Sr.
Bronx, N.Y.
(New Hampshire)

CAREER HONORS

2022-23 America East All-Conference Third Team | 2022-23 America East All-Defensive Team

CAREER HIGHS

Points	28	Charleston Sou. (1/15/25)
Minutes	47	two times
FGM	9	two times
FGA	20	Charleston Sou. (1/15/25)
3PTFGM	4	two times
3PTFGA	8	two times
FTM	11	Charleston Sou. (1/15/25)
FTA	16	Charleston Sou. (1/15/25)
Rebounds	16	Vermont (1/8/23)
Assists	5	at Little Rock (12/10/23)
Blocks	3	two times
Steals	7	UNC Asheville (3/1/25)
Turnovers	5	three times

BIG SOUTH

Points	28	Charleston Sou. (1/15/25)
Minutes	47	two times
FGM	9	Charleston Sou. (1/15/25)
FGA	20	Charleston Sou. (1/15/25)
3PTFGM	4	Radford (1/13/24)
3PTFGAs	8	Radford (1/13/24)
FTM	11	Charleston Sou. (1/15/25)
FTA	16	Charleston Sou. (1/15/25)
Rebounds	10	at Presbyterian (2/19/25)
Assists	4	two times
Blocks	2	Presbyterian (1/29/25)
Steals	7	UNC Asheville (3/1/25)
Turnovers	5	two times

EXTRA DRIBBLE

- Averaging 13.0 ppg, 7.0 rpg and shooting 41 percent from floor against Longwood this season
- Had a career-high seven steals in the win over UNC Asheville on Mar. 1, the most by an Eagle since Chandler Vaudrin had six vs. Longwood on Jan. 2, 2020
- It is the first Eagle with seven or more steals in a game since Chris Gaynor had eight on Feb. 20, 2008 at VMI
- Had first double-double as an Eagle with 10 points, 10 rebounds at PC
- Has hit multiple threes in three straight games and five of the last six
- Was 1-of-3 Eagles to score 20 or more points in the win at Upstate (21)
- Posted a career-high 28 points vs. the Bucs, 17 of which came in the overtime periods (his 10th career 20-point game)
- As a starter (23 games) he's averaging 13.6 ppg, 3.5 rpg and 1.5 spg while shooting 44 percent from the field and 71 percent at the foul line
- Last year he was second on the team with 159 free throw attempts in all games and vs. Big South opponents with 88 (shot 62 percent in all games, 66 percent in Big South)
- This season he's 2nd on the team in free throw attempts (170) and is shooting 71 percent
- Scored 17 points off the bench in the win vs. N.C. Central, two days after posting 17 points in the win over William & Mary
- Has a steal in 25-of-31 games, nabbing 45 on the year for a career total of 161 and nine multi-steal games
- Ranks 7th in the Big South in steals per game (1.5) and 19th in scoring (12.6)
- Surpassed 1,000 career points in the win at Radford last season (now has 1,406)
- This season the team is 15-4 in games he's scored 10 or more and in his two-year career as an Eagle the team is 27-11 when he reaches double-digits
- Had 44 steals in 2023-24, the first Eagle with 40 or more in a single-season since 2019-20 when Chandler Vaudrin had 45 (13 multiple steal games)
- Reached 100 career steals with a swipe in the win over Radford
- Dished out a career-high five assists in the win at Little Rock
- Scored a season-high 14 points in back-to-back games (Drexel/Holy Cross)
- Last season at New Hampshire he played in 25 games with 23 starts and was second on the team in scoring (12.8 ppg)
- Ranked 3rd in the America East in steals per game (1.4)
- Posted 20 or more points five times in 2022-23
- Recorded a double-double in back-to-back games (vs. Vermont/at Maine)
- Led All Hallows H.S. to a Class A CHSAA regular season title in 2019
- Averaged 21.7 ppg, 8.2 rpg, 4.9 apg, and 1.6 spg in his senior season
- Was named the Class A Player of the Year

Opponent	Date	qs	min	Total		3-Pointers		Free throws		Rebounds				pf	a	t/o	blk	stl	pts	avg	
				fg-fga	pct	3fg-fga	pct	ft-fta	pct	off	def	tot	avg								
PIEDMONT	11/04/24		17	2-7	.286	1-3	.333	0-1	.000	2	1	3	3.0	1	2	0	0	1	5	5.0	
LITTLE ROCK	11/09/24		15	0-4	.000	0-3	.000	1-2	.500	1	3	4	3.5	4	2	3	1	2	1	3.0	
at Virginia Tech	11/11/24		23	0-5	.000	0-3	.000	2-4	.500	0	3	3	3.3	2	2	0	1	0	2	2.7	
WILLIAM & MARY	11/15/24		28	4-9	.444	3-7	.429	6-6	1.000	0	1	1	2.8	2	0	0	0	3	17	6.3	
GA. SOUTHERN	11/16/24		27	1-6	.167	0-2	.000	4-6	.667	2	1	3	2.8	1	0	3	0	1	6	6.2	
N.C. CENTRAL	11/17/24		29	5-7	.714	2-3	.667	5-8	.625	0	1	1	2.5	2	2	1	1	1	17	8.0	
at Louisville	11/22/24	*	20	1-6	.167	1-4	.250	0-1	.000	0	2	2	2.4	5	2	4	0	1	3	7.3	
LIU	11/25/24	*	22	5-8	.625	0-2	.000	1-3	.333	2	0	2	2.4	4	0	2	2	2	11	7.8	
AVERETT	11/27/24	*	17	1-3	.333	0-0	.000	5-6	.833	0	0	0	2.1	1	2	0	0	1	7	7.7	
at Queens (NC)	12/03/24	*	28	7-12	.583	2-5	.400	4-7	.571	1	2	3	2.2	3	1	4	0	3	20	8.9	
COASTAL CAROLINA	12/07/24	*	34	4-8	.500	2-3	.667	5-5	1.000	0	1	1	2.1	1	3	1	1	2	15	9.5	
BOB JONES	12/12/24	*	20	4-5	.800	2-2	1.000	1-2	.500	0	1	1	2.0	1	3	4	0	1	11	9.6	
at Florida St.	12/17/24	*	27	4-14	.286	1-6	.167	8-8	1.000	0	3	3	2.1	2	1	3	0	1	17	10.2	
MERCER	12/21/24	*	32	7-11	.636	2-4	.500	6-9	.667	2	3	5	2.3	4	2	2	0	2	22	11.0	
at Indiana	12/29/24	*	29	2-7	.286	1-4	.250	5-6	.833	2	4	6	2.5	5	2	1	1	1	10	10.9	
USC UPSTATE	01/02/25	*	29	5-8	.625	1-2	.500	5-7	.714	0	3	3	2.6	3	0	2	0	0	16	11.3	
at Radford	01/04/25	*	33	3-9	.333	0-4	.000	3-4	.750	1	1	2	2.5	5	0	1	0	1	9	11.1	
at Gardner-Webb	01/08/25	*	32	5-8	.625	1-4	.250	6-7	.857	0	2	2	2.5	3	2	1	0	1	17	11.4	
LONGWOOD	01/11/25		27	4-8	.500	2-5	.400	6-8	.750	0	7	7	2.7	3	1	3	0	0	16	11.7	
CHARLESTON SO.	01/15/25	*	47	8-20	.400	1-4	.250	11-16	.688	1	3	4	2.8	4	4	3	1	1	28	12.5	
at UNC Asheville	01/18/25	*	33	4-9	.444	1-4	.250	2-6	.333	0	2	2	2.8	1	1	3	0	1	11	12.4	
at High Point	01/25/25	*	32	3-8	.375	2-4	.500	2-3	.667	1	1	2	2.7	3	0	0	1	1	10	12.3	
PRESBYTERIAN	01/29/25	*	33	3-8	.375	1-4	.250	3-6	.500	0	6	6	2.9	3	3	2	2	4	10	12.2	
GARDNER-WEBB	02/01/25	*	30	5-15	.333	1-5	.200	3-3	1.000	0	0	0	2.8	1	1	2	1	3	14	12.3	
at Charleston So.	02/05/25	*	21	2-6	.333	1-2	.500	2-4	.500	1	2	3	2.8	0	2	2	0	1	7	12.1	
at USC Upstate	02/08/25	*	28	6-10	.600	2-2	1.000	7-7	1.000	0	4	4	2.8	2	2	1	0	2	21	12.4	
RADFORD	02/12/25	*	27	6-12	.500	2-3	.667	6-8	.750	4	2	6	2.9	4	2	2	0	1	20	12.7	
HIGH POINT	02/15/25	*	29	2-9	.222	0-5	.000	5-6	.833	1	4	5	3.0	4	0	1	1	0	9	12.6	
at Presbyterian	02/19/25	*	32	4-9	.444	2-5	.400	0-0	.000	2	8	10	3.2	4	4	4	1	0	10	12.5	
at Longwood	02/27/25	*	23	3-9	.333	2-6	.333	2-4	.500	2	5	7	3.4	2	3	0	0	0	10	12.4	
UNC ASHEVILLE	03/01/25	*	32	6-14	.429	2-4	.500	4-7	.571	4	1	5	3.4	5	2	5	1	7	18	12.6	
Totals			24	856	116-274	.423	38-114	.333	120-170	.706	29	77	106	3.4	85	51	60	15	45	390	12.6

Games played: 31
Minutes/game: 27.6
Points/game: 12.6
FG Pct: 42.3
3FG Pct: 33.3
FT Pct: 70.6

Rebounds/game: 3.4
Assists/game: 1.6
Turnovers/game: 1.9
Assist/turnover ratio: 0.9
Steals/game: 1.5
Blocks/game: 0.5

				Field Goals		3-Point		F-Throws		Rebounds				Scoring						
SEASON	TEAM	GP-GS	MIN/AVG	FG-FGA	FG%	3FG-3FGA	3FG%	FT-FTA	FT%	OFF	DEF	TOT	AVG	PF-FO	A	TO	BLK	STL	PTS	AVG
2020-21	UNH	19-11	470/24.7	57-126	.452	7-21	.333	30-64	.469	18	65	83	4.4	43-1	24	27	7	16	151	7.9
2021-22	UNH	28-27	794/28.4	89-184	.484	16-56	.286	48-78	.615	32	89	121	4.3	70-2	36	35	16	22	242	8.6
2022-23	UNH	25-23	835/33.4	104-278	.374	34-91	.374	77-126	.611	43	81	124	5.0	62-0	26	45	9	34	319	12.8
2023-24	Win	32-28	889/27.8	99-236	.419	35-99	.354	99-159	.623	32	79	111	3.5	63-1	55	59	9	44	332	10.4
2024-25	Win	31-24	853/27.5	116-274	.423	38-114	.333	120-170	.706	29	77	106	3.4	85-4	51	60	15	45	390	12.6
TOTAL FOR Win		63-52	1742/27.6	215-510	.422	73-213	.343	219-329	.666	61	156	217	3.4	148-5	106	119	24	89	722	11.5
TOTAL		135-113	3840/28.4	465-1098	.423	130-381	.341	374-597	.626	154	391	545	4.0	323-8	192	226	56	161	1434	10.6



Kasen Harrison 11

Guard / 6-2 / 200 / Sr.
Beaumont, Texas
(Lamar Univ.)

CAREER HONORS

2024-25 Honorable Mention All-Conference

CAREER HIGHS				BIG SOUTH			
Points	27	at High Point (2/28/24)		Points	27	at High Point (2/28/24)	
Minutes	47	Charleston Sou. (1/15/25)		Minutes	47	Charleston Sou. (1/15/25)	
FGM	10	at High Point (2/28/24)		FGM	10	at High Point (2/28/24)	
FGA	18	Charleston Sou. (1/15/25)		FGA	18	Charleston Sou. (1/15/25)	
3PTFGM	6	Campbell (2/22/23)		3PTFGM	6	Campbell (2/22/23)	
3PTFGA	7	three times		3PTFGAs	6	Campbell (2/22/23)	
FTM	12	Georgia Southern (11/16/24)		FTM	9	four times	
FTA	14	at Longwood (1/7/23)		FTA	14	at Longwood (1/7/23)	
Rebounds	9	Wiley (11/9/21)		Rebounds	6	two times	
Assists	9	two times		Assists	9	two times	
Blocks	1	11 times		Blocks	1	at Longwood (1/7/23)	
Steals	4	five times		Steals	3	four times	
Turnovers	6	two times		Turnovers	5	two times	

EXTRA DRIBBLE

- Against Longwood this year he's averaging 12.0 ppg 3.0 rpg and 5.5 apg
- Dished out a career-high nine assists in the win over Longwood and matched that on Feb. 8 at Upstate
- Posted 4th 20-point game of the season with 21 vs. High Point
- Was 1-of-3 Eagles with 20 or more points in the win at Upstate (20)
- Against Charleston Southern he became the 29th Eagle to score 1,000 points and in the process surpassed 1,500 career points
- Became the 29th Eagle to score 1,000 points in a career and now has 1,096 in a Winthrop uniform
- Has 13 games on the year with four or more assists and now four games with seven or more
- Moved past 500 career assists (501) and has 350 as an Eagle, putting him 8th on the all-time list and recently passing James Shuler
- Became the 14th player in program history to reach 300 career assists and 8th to reach 350
- Has four games with three or more steals and nine multi-steal game on the season
- Posted second 20-point game of the season with 20 in the win over Mercer as he was 7-of-11 from the floor
- Scored in double-figures the first seven games, including a season-high 24 against Georgia Southern
- 4th in the Big South for assists per game (3.9) and 12th in steals per game (1.1)
- Was 1-of-3 Eagles reach 1,000 career points in 2023-24
- Knocked down a career-best six threes as he was a perfect 6-for-6 behind the arc in win over Campbell (2/22/23)
- No Winthrop player in the last 19 seasons has been perfect behind the arc when making five or more in a game
- Transferred from Lamar where he was a two-year starter
- As a sophomore he battled his way through injuries and played 16 games
- In the 16 games he averaged 10.7 ppg, 3.0 rpg and 3.2 apg
- He led all freshmen in scoring in the Southland Conference after posting 13.1 ppg in his first season
- Also ranked 5th in the Southland for assists per game (4.0) and 7th in steals (1.48)
- Was a PHTX Top 100 prospect out of Texas (58th overall) and was rated the No. 6 player by RCSsports.com

Opponent	Date	gs	min	Total		3-Pointers		Free throws		Rebounds				pf	a	t/o	blk	stl	pts	avg	
				fg-fga	pct	3fg-fga	pct	ft-fa	pct	off	def	tot	avg								
PIEDMONT	11/04/24	*	20	5-9	.556	0-2	.000	4-4	1.000	0	1	1	1.0	1	4	0	0	14	14.0		
LITTLE ROCK	11/09/24	*	29	3-4	.750	0-1	.000	7-8	.875	0	4	4	2.5	3	4	2	0	4	13	13.5	
at Virginia Tech	11/11/24	*	33	8-14	.571	1-5	.200	2-3	.667	0	1	1	2.0	3	2	4	0	0	19	15.3	
WILLIAM & MARY	11/15/24	*	32	5-13	.385	0-1	.000	5-6	.833	0	3	3	2.3	2	3	1	0	3	15	15.3	
GA. SOUTHERN	11/16/24	*	31	6-8	.750	0-0	.000	12-13	.923	1	4	5	2.8	2	2	6	1	0	24	17.0	
N.C. CENTRAL	11/17/24	*	36	5-8	.625	1-2	.500	2-3	.667	0	6	6	3.3	1	6	2	0	2	13	16.3	
at Louisville	11/22/24	*	34	4-12	.333	0-1	.000	2-3	.667	0	0	0	2.9	4	3	3	0	2	10	15.4	
LIU	11/25/24	*	27	2-6	.333	0-1	.000	2-6	.333	0	3	3	2.9	1	2	1	0	1	6	14.3	
AVERETT	11/27/24	*	25	5-8	.625	2-2	1.000	3-3	1.000	0	5	5	3.1	1	4	2	0	0	15	14.3	
at Queens (NC)	12/03/24	*	24	5-8	.625	0-0	.000	5-6	.833	0	3	3	3.1	2	4	0	1	0	15	14.4	
COASTAL CAROLINA	12/07/24	*	27	8-12	.667	2-2	1.000	1-1	1.000	0	1	1	2.9	3	2	1	0	1	19	14.8	
BOB JONES	12/12/24	*	22	2-5	.400	0-1	.000	0-0	.000	0	3	3	2.9	0	2	2	0	3	4	13.9	
at Florida St.	12/17/24	*	31	1-4	.250	0-1	.000	1-3	.333	1	2	3	2.9	1	5	0	0	1	3	13.1	
MERCER	12/21/24	*	29	7-11	.636	1-3	.333	5-8	.625	0	3	3	2.9	2	4	2	1	1	20	13.6	
at Indiana	12/29/24	*	33	4-11	.364	1-1	1.000	5-6	.833	0	1	1	2.8	3	4	3	0	3	14	13.6	
USC UPSTATE	01/02/25	*	26	6-10	.600	2-4	.500	0-0	.000	0	0	0	2.6	3	7	0	0	2	14	13.6	
at Radford	01/04/25	*	32	4-12	.333	0-0	.000	4-5	.800	0	0	0	2.5	2	1	3	0	2	12	13.5	
at Gardner-Webb	01/08/25	*	31	5-8	.625	0-1	.000	3-6	.500	0	2	2	2.4	1	3	0	1	1	13	13.5	
LONGWOOD	01/11/25	*	32	6-12	.500	0-2	.000	2-3	.667	0	2	2	2.4	2	9	1	0	2	14	13.5	
CHARLESTON SO.	01/15/25	*	47	8-18	.444	0-1	.000	2-6	.333	0	1	1	2.4	4	5	1	0	0	18	13.8	
at UNC Asheville	01/18/25	*	27	2-4	.500	0-0	.000	0-1	.000	0	0	0	2.2	2	4	2	0	0	4	13.3	
at High Point	01/25/25	*	30	4-10	.400	3-4	.750	3-4	.750	0	2	2	2.2	1	2	2	0	0	14	13.3	
PRESBYTERIAN	01/29/25	*	29	1-3	.333	0-1	.000	3-4	.750	0	3	3	2.3	1	4	1	0	0	5	13.0	
GARDNER-WEBB	02/01/25	*	28	5-10	.500	0-0	.000	9-13	.692	1	2	3	2.3	2	1	2	0	1	19	13.2	
at Charleston So.	02/05/25	*	28	4-10	.400	0-0	.000	0-0	.000	0	3	3	2.3	0	6	1	0	1	8	13.0	
at USC Upstate	02/08/25	*	30	6-11	.545	1-1	1.000	7-8	.875	0	0	0	2.2	1	9	3	0	1	20	13.3	
RADFORD	02/12/25	*	26	6-12	.500	1-1	1.000	0-0	.000	1	0	1	2.2	3	3	1	0	0	13	13.3	
HIGH POINT	02/15/25	*	34	7-14	.500	0-1	.000	7-8	.875	1	3	4	2.3	1	2	5	1	0	21	13.5	
at Presbyterian	02/19/25	*	35	4-8	.500	1-2	.500	4-4	1.000	0	1	1	2.2	1	5	3	0	1	13	13.5	
at Longwood	02/27/25	*	27	4-8	.500	2-2	1.000	0-0	.000	1	3	4	2.3	1	2	6	0	2	10	13.4	
UNC ASHEVILLE	03/01/25	*	21	5-7	.714	1-1	1.000	1-3	.333	1	3	4	2.3	3	7	0	0	0	12	13.4	
Totals			31	916	147-290	.507	19-44	.432	101-138	.732	7	65	72	2.3	57	121	60	5	34	414	13.4

Games played: 31
Minutes/game: 29.5
Points/game: 13.4
FG Pct: 50.7
3FG Pct: 43.2
FT Pct: 73.2

Rebounds/game: 2.3
Assists/game: 3.9
Turnovers/game: 1.9
Assist/turnover ratio: 2.0
Steals/game: 1.1
Blocks/game: 0.2

HARRISON, Kasen

				Field Goals		3-Point		F-Throws		Rebounds									Scoring	
SEASON	TEAM	GP-GS	MIN/AVG	FG-FGA	FG%	3FG-3FGA	3FG%	FT-FTA	FT%	OFF	DEF	TOT	AVG	PF-FO	A	TO	BLK	STL	PTS	AVG
2020-21	Lamar	25-20	805/32.2	115-241	.477	15-31	.484	83-103	.806	23	47	70	2.8	62-0	100	72	1	37	328	13.1
2021-22	Lamar	16-12	470/29.4	62-163	.380	13-53	.245	34-46	.739	19	29	48	3.0	23-0	51	41	0	17	171	10.7
2022-23	Win	29-26	931/32.1	111-231	.481	28-62	.452	83-110	.755	5	66	71	2.4	73-3	111	71	5	34	333	11.5
2023-24	Win	31-29	977/31.5	111-264	.420	28-92	.304	99-131	.756	19	75	94	3.0	65-0	118	62	4	38	349	11.3
2024-25	Win	31-31	919/29.6	147-290	.507	19-44	.432	101-138	.732	7	65	72	2.3	57-0	121	60	5	34	414	13.4
TOTAL FOR Win		91-86	2827/31.1	369-785	.470	75-198	.379	283-379	.747	31	206	237	2.6	195-3	350	193	14	106	1096	12.0
TOTAL		132-118	4102/31.1	546-1189	.459	103-282	.365	400-528	.758	73	282	355	2.7	280-3	501	306	15	160	1595	12.1



K.J.
Doucet

12

Forward / 6-7 / 230 / Sr.
Austell, Ga.
(Fort Valley State)

CAREER HONORS

2024-25 Big South Preseason Second Team All-Conference | 2022-23 SIAC Player of the Year | 2022-23 All-SIAC First Team | 2022-23 Div. II Conference Commissioner's Association (D2CCA) All-South Regional Team | 2022-23 D2 HBCU All-America First Team | 2021-22 SIAC Freshman of the Year

CAREER HIGHS				BIG SOUTH			
Points	31	Edward Waters (2/28/23)	Points	30	UNC Asheville (3/1/25)		
Minutes	39	Edward Waters (2/28/23)	Minutes	34	at Radford (1/4/25)		
FGM	11	two times	FGM	11	two times		
FGA	28	Edward Waters (2/28/23)	FGA	17	at Radford (2/15/24)		
3PTFGM	4	four times	3PTFGM	3	three times		
3PTFGA	10	three times	3PTFGAs	10	UNC Asheville (1/18/24)		
FTM	13	Edward Waters (2/28/23)	FTM	11	UNC Asheville (3/1/25)		
FTA	17	Edward Waters (2/28/23)	FTA	13	at Radford (1/4/25)		
Rebounds	13	Kentucky St. (2/28/22)	Rebounds	11	USC Upstate (1/2/25)		
Assists	5	three times	Assists	4	at Charleston Sou. (1/24/24)		
Blocks	3	Savannah St (2/9/22)	Blocks	2	at USC Upstate (1/6/24)		
Steals	4	two times	Steals	4	UNC Asheville (1/18/24)		
Turnovers	6	Univ. of Ft. Lauderdale (12/30/22)	Turnovers	5	two times		

EXTRA DRIBBLE

- Coming off career-high as an Eagle with 30 points in the win over Asheville
- Spent first meeting with Longwood in foul trouble and in two meetings is averaging just 7.0 ppg, 3.5 rpg and shooting 36 percent
- Went 11-for-11 at the free throw line, the first Eagle to be perfect at the free throw line making 10 or more free throws in a game since Talford on Nov. 19, 2023 vs. Elon
- He is the first to go 11-for-11 since Sin'Cere McMahon did so on Feb. 22, 2023 vs. Campbell
- Scored a season-high 24 points in the win at PC
- Posted back-to-back double-doubles with 14 points, 12 rebounds at Indiana followed by 22 points and 11 rebounds vs. Upstate
- Failed to reach double-figures for the first time this season in the loss at FSU (8 points) and did so in back-to-back games
- Second on the team in scoring, 14th in the Big South (14.0)
- Surpassed 1,700 career points (1,726) following his 30 point game vs. UNCA
- Poured in 23 points in the win over Coastal, his first 20-point game of the year
- Posted his second double-double in a three-game span with 13 points, 10 rebounds at Louisville
- Put up a double-double of 18 points, 10 rebounds against Georgia Southern
- Had 19 games in double-figures in 2023-24, including a stretch of three straight games with 20 or more points in December
- Last season he ranked 19th in the Big South in scoring (12.4), 11th in free throw percentage (.715) and 14th in three-pointers per game (1.6)
- Scored nine points vs. Toccoa Falls to reach 1,100 career points (reached 1,000 at Coastal Carolina) and surpassed 1,200 in the home win over the Bucs
- Transfer from Fort Valley State
- Scored double-figures in 28-of-29 games played last season and had 20 or more points in nine games
- Scored a career-high 31 points vs. Edward Waters in the final game of the season
- Led the team in scoring his freshman season as well as field goals made, three-point field goals made, free throws made, free throw percentage, total rebounds, defensive rebounds and rebounds per game

Opponent	Date	qs	min	Total		3-Pointers		Free throws		Rebounds				pf	a	t/o	blk	stl	pts	avg	
				fg-fga	pct	3fg-fga	pct	ft-fa	pct	off	def	tot	avg								
PIEDMONT	11/04/24	*	18	6-9	.667	1-2	.500	0-1	.000	3	3	6	6.0	2	1	2	0	1	13	13.0	
LITTLE ROCK	11/09/24	*	27	4-7	.571	3-5	.600	6-8	.750	1	6	7	6.5	2	1	4	0	2	17	15.0	
at Virginia Tech	11/11/24	*	30	7-12	.583	3-4	.750	0-2	.000	2	4	6	6.3	4	0	3	0	0	17	15.7	
WILLIAM & MARY	11/15/24	*	9	4-4	1.000	1-1	1.000	2-4	.500	2	1	3	5.5	5	0	1	0	0	11	14.5	
GA. SOUTHERN	11/16/24	*	27	6-11	.545	2-4	.500	4-9	.444	0	10	10	6.4	4	2	3	0	1	18	15.2	
N.C. CENTRAL	11/17/24	*	23	3-6	.500	0-1	.000	4-4	1.000	2	1	3	5.8	4	0	2	0	2	10	14.3	
at Louisville	11/22/24	*	23	5-11	.455	2-4	.500	1-6	.167	6	4	10	6.4	3	0	3	0	1	13	14.1	
LIU	11/25/24	*	27	6-10	.600	1-2	.500	4-4	1.000	0	4	4	6.1	1	2	1	0	1	17	14.5	
AVERETT	11/27/24	*	23	4-7	.571	0-0	.000	6-6	1.000	1	5	6	6.1	1	1	1	0	1	14	14.4	
at Queens (NC)	12/03/24	*	27	4-8	.500	0-3	.000	5-7	.714	0	5	5	6.0	4	2	1	1	1	13	14.3	
COASTAL CAROLINA	12/07/24	*	31	6-10	.600	1-5	.200	10-14	.714	0	3	3	5.7	3	2	0	0	1	23	15.1	
BOB JONES	12/12/24	*	23	4-6	.667	1-2	.500	4-5	.800	1	5	6	5.8	2	3	4	0	1	13	14.9	
at Florida St.	12/17/24	*	26	4-9	.444	0-1	.000	0-0	.000	2	4	6	5.8	2	0	4	1	0	8	14.4	
MERCER	12/21/24	*	28	2-8	.250	0-2	.000	5-10	.500	2	3	5	5.7	2	2	4	0	0	9	14.0	
at Indiana	12/29/24	*	31	6-19	.316	1-7	.143	1-2	.500	4	8	12	6.1	3	0	3	0	0	14	14.0	
USC UPSTATE	01/02/25	*	30	8-11	.727	1-2	.500	5-5	1.000	4	7	11	6.4	3	2	2	0	2	22	14.5	
at Radford	01/04/25	*	34	3-11	.273	0-2	.000	10-13	.769	0	3	3	6.2	3	0	2	0	1	16	14.6	
at Gardner-Webb	01/08/25	*	27	5-13	.385	1-4	.250	5-10	.500	4	2	6	6.2	0	2	2	1	2	16	14.7	
LONGWOOD	01/11/25	*	20	2-3	.667	2-3	.667	0-0	.000	0	4	4	6.1	5	1	2	0	0	6	14.2	
CHARLESTON SO.	01/15/25		26	6-9	.667	1-2	.500	2-5	.400	0	3	3	6.0	5	0	2	0	2	15	14.3	
at UNC Asheville	01/18/25	*	13	4-8	.500	0-3	.000	4-5	.800	1	1	2	5.8	4	1	5	0	0	12	14.1	
at High Point	01/25/25	*	25	4-11	.364	1-3	.333	0-3	.000	0	3	3	5.6	5	2	3	1	0	9	13.9	
PRESBYTERIAN	01/29/25	*	28	4-8	.500	0-2	.000	4-6	.667	2	6	8	5.7	1	0	0	0	2	12	13.8	
GARDNER-WEBB	02/01/25	*	19	4-8	.500	1-3	.333	5-6	.833	2	2	4	5.7	5	1	2	0	0	14	13.8	
at Charleston So.	02/05/25	*	15	6-9	.667	3-4	.750	0-0	.000	0	2	2	5.5	3	1	1	1	0	15	13.9	
at USC Upstate	02/08/25	*	17	2-2	1.000	0-0	.000	2-2	1.000	1	5	6	5.5	5	0	2	0	0	6	13.6	
RADFORD	02/12/25	*	26	3-7	.429	1-2	.500	4-4	1.000	1	5	6	5.6	2	1	3	1	0	11	13.5	
HIGH POINT	02/15/25	*	31	2-7	.286	1-3	.333	2-3	.667	1	5	6	5.6	3	1	2	0	1	7	13.3	
at Presbyterian	02/19/25	*	35	9-16	.563	2-4	.500	4-9	.444	2	4	6	5.6	0	3	2	0	1	24	13.6	
at Longwood	02/27/25	*	27	3-11	.273	1-7	.143	1-2	.500	2	1	3	5.5	2	4	0	0	1	8	13.4	
UNC ASHEVILLE	03/01/25	*	32	8-14	.571	3-6	.500	11-11	1.000	2	5	7	5.5	2	3	1	0	0	30	14.0	
Totals			30	778	144-285	.505	34-93	.366	111-166	.669	48	124	172	5.5	90	38	67	6	24	433	14.0

Games played: 31
Minutes/game: 25.1
Points/game: 14.0
FG Pct: 50.5
3FG Pct: 36.6
FT Pct: 66.9

Rebounds/game: 5.5
Assists/game: 1.2
Turnovers/game: 2.2
Assist/turnover ratio: 0.6
Steals/game: 0.8
Blocks/game: 0.2

				Field Goals		3-Point		F-Throws		Rebounds				Scoring						
SEASON	TEAM	GP-GS	MIN/AVG	FG-FGA	FG%	3FG-3FGA	3FG%	FT-FTA	FT%	OFF	DEF	TOT	AVG	PF-FO	A	TO	BLK	STL	PTS	AVG
2021-22	FVSU	28-28	803/28.7	133-332	.401	40-121	.331	106-137	.774	23	125	148	5.3	94-5	43	60	11	32	412	14.7
2022-23	FVSU	29-29	845/29.1	149-358	.416	34-108	.315	152-201	.756	45	107	152	5.2	99-6	59	73	7	32	484	16.7
2023-24	Win	32-30	766/23.9	129-291	.443	51-144	.354	88-123	.715	39	99	138	4.3	97-8	44	64	9	19	397	12.4
2024-25	Win	31-30	778/25.1	144-285	.505	34-93	.366	111-166	.669	48	124	172	5.5	90-6	38	67	6	24	433	14.0
TOTAL FOR Win		63-60	1544/24.5	273-576	.474	85-237	.359	199-289	.689	87	223	310	4.9	187-14	82	131	15	43	830	13.2
TOTAL		120-117	3192/26.6	555-1266	.438	159-466	.341	457-627	.729	155	455	610	5.1	380-25	184	264	33	107	1726	14.4



Clay
Howard

13

Guard / 6-3 / 180 / Jr.
Aiken, S.C.
(Aiken H.S.)

CAREER HONORS

CAREER HIGHS			BIG SOUTH		
Points	3	Toccoa Falls (11/29/22)	Points	2	at Charleston Sou. (1/24/24)
Minutes	10	Toccoa Falls (11/29/22)	Minutes	2	at Charleston Sou. (1/24/24)
FGM	1	Toccoa Falls (11/29/22)	FGM	1	at Charleston Sou. (1/24/24)
FGA	3	Toccoa Falls (11/29/22)	FGA	1	at Charleston Sou. (1/24/24)
3PTFGM	1	Toccoa Falls (11/29/22)	3PTFGM		
3PTFGAs	3	Toccoa Falls (11/29/22)	3PTFGAs		
FTM	1	IUPUI (11/18/23)	FTM		
FTA	2	IUPUI (11/18/23)	FTA		
Rebounds	1	three times	Rebounds		
Assists			Assists		
Blocks			Blocks		
Steals	1	three times	Steals		
Turnovers	1	Toccoa Falls (11/29/22)	Turnovers		

EXTRA DRIBBLE

- Has not played in a game this season
- Scored a career-high eight points in four minutes off the bench vs. Toccoa Falls
- Hit multiple threes in the game for first time in his collegiate career
- Off the bench for a season-high five minutes vs. Brevard
- In 2022-23 he played a career-high 10 minutes vs. Toccoa Falls and scored first collegiate points with a three
- Saw first action in final minute of win over Eastern Michigan
- Was a team captain in high school and graduated Magna Cum Laude

				Field Goals		3-Point		F-Throws		Rebounds									Scoring	
SEASON	TEAM	GP-GS	MIN/AVG	FG-FGA	FG%	3FG-3FGA	3FG%	FT-FTA	FT%	OFF	DEF	TOT	AVG	PF-FO	A	TO	BLK	STL	PTS	AVG
2022-23	Win	3-0	11/3.6	1-3	.333	1-3	.333	0-0	.000	0	1	1	0.3	2-0	0	1	0	1	3	1.0
2023-24	Win	7-0	19/2.7	4-11	.364	2-5	.400	1-3	.333	0	2	2	0.3	1-0	0	0	0	3	11	1.6
TOTAL		10-0	30/3.0	5-14	.357	3-8	.375	1-3	.333	0	3	3	0.3	3-0	0	1	0	4	14	1.4



Noah
Van Bibber

14

Guard / 6-5 / 190 / So.
Debary, Fla.
(Concord Academy)

CAREER HONORS

CAREER HIGHS				BIG SOUTH			
Points	22	Holy Cross (11/17/23)		Points	8	USC Upstate (2/24/24)	
Minutes	19	Brevard (11/8/23)		Minutes	9	USC Upstate (2/24/24)	
FGM	6	Holy Cross (11/17/23)		FGM	2	USC Upstate (2/24/24)	
FGA	9	Holy Cross (11/17/23)		FGA	3	USC Upstate (2/24/24)	
3PTFGM	6	Holy Cross (11/17/23)		3PTFGM	2	USC Upstate (2/24/24)	
3PTFGAs	8	Holy Cross (11/17/23)		3PTFGAs	3	USC Upstate (2/24/24)	
FTM	4	Holy Cross (11/17/23)		FTM	2	USC Upstate (2/24/24)	
FTA	4	Holy Cross (11/17/23)		FTA	3	USC Upstate (2/24/24)	
Rebounds	5	Brevard (11/8/23)		Rebounds	1	Charleston Sou. (2/7/24)	
Assists	1	two times		Assists			
Blocks				Blocks			
Steals	1	Queens (12/5/23)		Steals			
Turnovers	2	two times		Turnovers	1	two times	

EXTRA DRIBBLE

- Played six minutes off the bench vs. Bob Jones, finishing with three points and a rebound
- Was 2-for-3 in the opener vs. Piedmont, but is 1-for-8 since
- One of the first off the bench vs. N.C. Central but finished with just three minutes
- Saw a season-high 10 minutes in the opener vs. Piedmont, finishing the game with six points on 2-of-3 shooting behind the arc
- Came off the bench to score a career-high 22 points in the win over Holy Cross (11/17/23)
- Knocked down six threes in the game
- Was the first Winthrop freshman with a 20-point game since D.J. Burns Jr. had 23 at Charleston Southern on Jan. 30, 202
- The last freshman guard to score 20 or more points was Russell Jones Jr. on Dec. 12, 2019 vs. Elon

Opponent	Date	gs	min	Total		3-Pointers		Free throws		Rebounds				pf	a	t/o	blk	stl	pts	avg
				fg-fga	pct	3fg-fga	pct	ft-fga	pct	off	def	tot	avg							
PIEDMONT	11/04/24		10	2-3	.667	2-3	.667	0-0	.000	0	1	1	1.0	0	0	0	0	0	6	6.0
LITTLE ROCK	11/09/24		1	0-0	.000	0-0	.000	0-0	.000	0	0	0	0.5	0	0	0	0	0	0	3.0
N.C. CENTRAL	11/17/24		3	0-2	.000	0-2	.000	0-0	.000	0	0	0	0.3	1	0	0	0	0	0	2.0
LIU	11/25/24		8	1-4	.250	1-3	.333	0-0	.000	0	1	1	0.5	0	0	0	0	0	3	2.3
AVERETT	11/27/24		6	0-4	.000	0-3	.000	0-0	.000	1	1	2	0.8	0	0	0	0	0	0	1.8
BOB JONES	12/12/24		6	1-2	.500	1-2	.500	0-0	.000	0	1	1	0.8	1	0	0	0	0	3	2.0
at Charleston So.	02/05/25		3	0-1	.000	0-1	.000	0-0	.000	0	0	0	0.7	0	0	1	0	0	0	1.7
HIGH POINT	02/15/25		1	0-1	.000	0-1	.000	0-0	.000	0	0	0	0.6	0	0	0	0	0	0	1.5
at Longwood	02/27/25		2	1-1	1.000	1-1	1.000	0-0	.000	0	0	0	0.6	0	0	0	0	0	3	1.7
Totals		0	40	5-18	.278	5-16	.313	0-0	.000	1	4	5	0.6	2	0	1	0	0	15	1.7

Games played: 9
Minutes/game: 4.4
Points/game: 1.7
FG Pct: 27.8
3FG Pct: 31.3

Rebounds/game: 0.6
Turnovers/game: 0.1

				Field Goals		3-Point		F-Throws		Rebounds									Scoring	
SEASON	TEAM	GP-GS	MIN/AVG	FG-FGA	FG%	3FG-3FGA	3FG%	FT-FTA	FT%	OFF	DEF	TOT	AVG	PF-FO	A	TO	BLK	STL	PTS	AVG
2023-24	Win	18-0	159/8.8	21-66	.318	16-52	.308	12-14	.857	10	12	22	1.2	29-0	2	7	0	1	70	3.9
2024-25	Win	9-0	39/4.4	5-18	.278	5-16	.313	0-0	.000	1	4	5	0.6	2-0	0	1	0	0	15	1.7
TOTAL		27-0	198/7.3	26-84	.310	21-68	.309	12-14	.857	11	16	27	1.0	31-0	2	8	0	1	85	3.1



Tommy Kamarad 15

Forward / 6-8 / 205 / Sr.
Buford, Ga.
(Arkansas Tech)

CAREER HONORS

CAREER HIGHS				BIG SOUTH			
Points	22	five times		Points	16	at USC Upstate (2/8/25)	
Minutes	38	at Southeastern Oklahoma (2/1/24)		Minutes	27	at USC Upstate (2/8/25)	
FGM	9	at Oklahoma Baptist (1/11/24)		FGM	6	at USC Upstate (2/8/25)	
FGA	15	at Southeastern Oklahoma (2/1/24)		FGA	8	at USC Upstate (2/8/25)	
3PTFGM	5	three times		3PTFGM	2	two times	
3PTFGA	10	at Southeastern Oklahoma (2/1/24)		3PTFGAs	4	Gardner-Webb (2/1/25)	
FTM	8	two times		FTM	2	at USC Upstate (2/8/25)	
FTA	8	two times		FTA	3	at USC Upstate (2/8/25)	
Rebounds	11	Northwestern Oklahoma (3/9/24)		Rebounds	8	at USC Upstate (2/8/25)	
Assists	4	Ouachita Baptist (12/2/23)		Assists	2	two times	
Blocks	3	four times		Blocks	1	four times	
Steals	3	two times		Steals	2	two times	
Turnovers	2	Piedmont (11/4/24)		Turnovers	1	three games	

EXTRA DRIBBLE

- In two meetings with Longwood this season he's averaging 5.0 ppg, 2.0 rpg and shooting 40 percent from the floor
- Started the last six games and in those six games he's averaging 6.7 ppg, 3.5 rpg and shooting 62 percent from the floor
- Made first start since Nov. 16 at USC Upstate and poured in 16 points along with eight rebounds, an assist, steal and block (season-high 27 minutes)
- Has at least a block and a steal in five of the last seven games
- Chipped in with nine points in the win over Gardner-Webb
- In addition he had five rebounds, two assists and two steals
- Was 2-for-4 behind the arc, the first game since Nov. 9 with multiple threes
- Back-to-back games with a three for 4th time this season
- Came off the bench for three minutes in first half at UNC Asheville and drained a three for a 39-36 lead
- Had three rebounds off bench vs. Mercer, his sixth game of the season with three or more
- Solid game off the bench vs. LIU with seven points, a rebound, assist, two blocks and a steal in 12 minutes
- 4-for-8 behind the arc in the first two games and then was 2-for-30 after until the Gardner-Webb game
- Posted a season-high 13 points in the win over Little Rock
- Started the first five games of the season (5.2 ppg, 4.6 rpg)
- Had 26 points in first four games and just two in the last three
- Played the last two seasons at Arkansas Tech, starting 58-of-63 games played
- Helped the team to a Great American Conference Championship
- Named to the GACC All-Tournament Team
- Began career at Otero Junior College where he played 45 games with 22 starts

Opponent	Date	qs	min	Total		3-Pointers		Free throws		Rebounds											
				fg-fga	pct	3fg-fga	pct	ft-fga	pct	off	def	tot	avg	pf	a	t/o	blk	stl	pts	avg	
PIEDMONT	11/04/24	*	16	2-5	.400	1-4	.250	2-3	.667	1	6	7	7.0	1	0	2	1	0	7	7.0	
LITTLE ROCK	11/09/24	*	13	4-6	.667	3-4	.750	2-5	.400	1	4	5	6.0	0	0	1	0	0	13	10.0	
at Virginia Tech	11/11/24	*	18	1-3	.333	0-2	.000	0-0	.000	2	0	2	4.7	3	1	1	0	1	2	7.3	
WILLIAM & MARY	11/15/24	*	20	2-5	.400	0-3	.000	0-0	.000	3	3	6	5.0	4	1	0	0	2	4	6.5	
GA. SOUTHERN	11/16/24	*	16	0-1	.000	0-1	.000	0-0	.000	1	2	3	4.6	1	0	1	0	0	0	5.2	
N.C. CENTRAL	11/17/24		10	1-2	.500	0-1	.000	0-0	.000	1	1	2	4.2	0	0	0	0	0	2	4.7	
at Louisville	11/22/24		10	0-3	.000	0-2	.000	0-0	.000	0	0	0	3.6	1	0	0	0	1	0	4.0	
LIU	11/25/24		12	2-4	.500	1-3	.333	2-5	.400	0	1	1	3.3	2	1	1	2	1	7	4.4	
AVERETT	11/27/24		17	0-3	.000	0-3	.000	0-0	.000	0	3	3	3.2	0	1	0	1	1	0	3.9	
at Queens (NC)	12/03/24		3	0-0	.000	0-0	.000	0-0	.000	0	0	0	2.9	1	0	0	0	0	0	3.5	
COASTAL CAROLINA	12/07/24		6	0-0	.000	0-0	.000	0-0	.000	0	1	1	2.7	1	0	0	0	0	0	3.2	
BOB JONES	12/12/24		12	2-5	.400	0-2	.000	0-0	.000	0	1	1	2.6	1	1	0	0	1	4	3.3	
at Florida St.	12/17/24		12	0-5	.000	0-4	.000	1-3	.333	1	1	2	2.5	2	1	1	1	0	1	3.1	
MERCER	12/21/24		6	1-2	.500	0-1	.000	1-2	.500	2	1	3	2.6	0	0	0	0	0	3	3.1	
at Indiana	12/29/24		8	1-2	.500	0-1	.000	0-0	.000	1	0	1	2.5	0	0	0	0	0	2	3.0	
USC UPSTATE	01/02/25		5	0-1	.000	0-1	.000	0-2	.000	0	0	0	2.3	0	0	0	0	0	0	2.8	
at Radford	01/04/25		5	0-2	.000	0-2	.000	0-0	.000	0	2	2	2.3	3	0	0	0	0	0	2.6	
at UNC Asheville	01/18/25		3	1-1	1.000	1-1	1.000	0-0	.000	0	1	1	2.2	0	0	0	0	0	3	2.7	
at High Point	01/25/25		6	0-1	.000	0-1	.000	2-2	1.000	0	2	2	2.2	3	0	0	1	1	2	2.6	
PRESBYTERIAN	01/29/25		7	1-3	.333	0-2	.000	0-0	.000	1	1	2	2.2	2	0	1	0	0	2	2.6	
GARDNER-WEBB	02/01/25		19	3-5	.600	2-4	.500	1-2	.500	1	4	5	2.3	2	2	0	0	2	9	2.9	
at Charleston So.	02/05/25		17	1-2	.500	1-2	.500	0-0	.000	0	3	3	2.4	2	1	1	1	1	3	2.9	
at USC Upstate	02/08/25	*	27	6-8	.750	2-4	.500	2-3	.667	1	7	8	2.6	2	1	0	1	1	16	3.5	
RADFORD	02/12/25	*	19	0-1	.000	0-0	.000	2-2	1.000	0	1	1	2.5	5	0	1	1	2	2	3.4	
HIGH POINT	02/15/25	*	12	2-4	.500	0-2	.000	0-0	.000	0	3	3	2.6	3	0	0	0	0	4	3.4	
at Presbyterian	02/19/25	*	26	4-6	.667	1-2	.500	0-0	.000	0	5	5	2.7	2	2	0	0	0	9	3.7	
at Longwood	02/27/25	*	23	2-5	.400	1-2	.500	0-0	.000	0	2	2	2.6	4	1	1	1	1	5	3.7	
UNC ASHEVILLE	03/01/25	*	13	2-2	1.000	0-0	.000	0-0	.000	1	1	2	2.6	1	0	1	1	1	4	3.7	
Totals			11	361	38-87	.437	13-54	.241	15-29	.517	17	56	73	2.6	46	13	12	11	16	104	3.7

Games played: 28
Minutes/game: 12.9
Points/game: 3.7
FG Pct: 43.7
3FG Pct: 24.1
FT Pct: 51.7

Rebounds/game: 2.6
Assists/game: 0.5
Turnovers/game: 0.4
Assist/turnover ratio: 1.1
Steals/game: 0.6
Blocks/game: 0.4

				Field Goals		3-Point		F-Throws		Rebounds								Scoring		
SEASON	TEAM	GP-GS	MIN/AVG	FG-FGA	FG%	3FG-3FGA	3FG%	FT-FTA	FT%	OFF	DEF	TOT	AVG	PF-FO	A	TO	BLK	STL	PTS	AVG
2022-23	ATU	31-28	707/22.8	81-195	.415	29-81	.358	52-62	.839	35	86	121	3.9	74-1	27	36	24	26	243	7.8
2023-24	ATU	32-30	873/27.3	143-281	.509	47-118	.398	58-71	.817	53	112	165	5.2	84-3	42	47	33	17	391	12.2
2024-25	Win	28-11	361/12.9	38-87	.437	13-54	.241	15-29	.517	17	56	73	2.6	46-1	13	12	11	16	104	3.7
TOTAL FOR Win		28-11	361/12.9	38-87	.437	13-54	.241	15-29	.517	17	56	73	2.6	46-1	13	12	11	16	104	3.7
TOTAL		91-69	1941/21.3	262-563	.465	89-253	.352	125-162	.772	105	254	359	3.9	204-5	82	95	68	59	738	8.1



Tai
Hamilton

21

Forward / 6-10 / 200 / So.
Charlotte, N.C.
(William & Mary)

CAREER HONORS

CAREER HIGHS				BIG SOUTH			
Points	10	Piedmont (11/4/24)		Points	4	at Radford (1/4/25)	
Minutes	23	at Col. of Charleston (2/19/24)		Minutes	18	Charleston Southern (1/15/25)	
FGM	4	two times		FGM	1	three times	
FGA	5	at Queens (12/3/24)		FGA	3	Charleston Southern (1/15/25)	
3PTFGM				3PTFGM			
3PTFGA				3PTFGAs			
FTM	4	Piedmont (11/4/24)		FTM	2	at Radford (1/4/25)	
FTA	6	Piedmont (11/4/24)		FTA	2	three times	
Rebounds	10	Piedmont (11/4/24)		Rebounds	6	Charleston Southern (1/15/25)	
Assists	2	two times		Assists			
Blocks	4	two times		Blocks	2	at Gardner-Webb (1/8/25)	
Steals	3	Delaware (2/1/24)		Steals	2	at Radford (1/4/25)	
Turnovers	3	three times		Turnovers	1	three times	

- EXTRA DRIBBLE
- Did not play in the final game of the regular season
 - Has played five minutes off the bench in each of the meeting with Longwood this season (0 points, 3 rebounds, 1 steal)
 - Played a season-high 18 minutes vs. the Bucs, but since has combined for 13 minutes the last three games
 - Has six multi-block games and is 8th in the Big South in blocks per game (0.8)
 - On the year he has three games with five or more rebounds, six games with four or more and 13 games with at least three
 - Only played nine minutes vs. Mercer after seeing 12 or more minutes in six previous games
 - Solid game off bench vs. Bob Jones with six points, five rebounds and two blocks
 - Played a season-high 17 minutes at Queens, finishing with nine points, 3 rebounds and two blocks
 - Tied career-best four blocks vs. LIU and also had two steals
 - Posted a double-double in the opener with 10 points, 10 rebounds (both career-highs)
 - Set a career-high in blocks with four vs. Piedmont
 - Played in 26 games as a freshman at William & Mary
 - Ranked 14th in the Coastal Athletic Association in blocks per game (nearly one per game - .85)
 - Only played two years of high school basketball
 - Selected for Queen City All-Star Game in 2023
 - Led state of North Carolina with 4.6 blocks per game in 2021-22
 - Played AAU for ACE Elite in 2021 and 2022

Opponent	Date	qs	min	Total		3-Pointers		Free throws		Rebounds				pf	a	t/o	blk	stl	pts	avg
				fg-fga	pct	3fg-fga	pct	ft-fta	pct	off	def	tot	avg							
PIEDMONT	11/04/24		11	3-3	1.000	0-0	.000	4-6	.667	5	5	10	10.0	4	2	0	4	1	10	10.0
LITTLE ROCK	11/09/24		6	1-1	1.000	0-0	.000	0-0	.000	1	0	1	5.5	4	0	0	0	0	2	6.0
at Virginia Tech	11/11/24		3	0-0	.000	0-0	.000	0-0	.000	1	2	3	4.7	0	0	0	2	0	0	4.0
WILLIAM & MARY	11/15/24		7	0-1	.000	0-0	.000	2-4	.500	1	1	2	4.0	1	0	0	1	0	2	3.5
GA. SOUTHERN	11/16/24		6	0-0	.000	0-0	.000	2-2	1.000	0	1	1	3.4	1	0	0	0	0	2	3.2
N.C. CENTRAL	11/17/24		3	0-0	.000	0-0	.000	0-0	.000	2	0	2	3.2	1	0	2	0	0	0	2.7
at Louisville	11/22/24		9	0-2	.000	0-0	.000	1-4	.250	2	1	3	3.1	0	0	0	0	1	1	2.4
LIU	11/25/24		13	1-1	1.000	0-0	.000	0-0	.000	0	1	1	2.9	1	0	0	4	2	2	2.4
AVERETT	11/27/24		14	2-3	.667	0-0	.000	1-1	1.000	3	1	4	3.0	5	2	1	0	0	5	2.7
at Queens (NC)	12/03/24		17	4-5	.800	0-0	.000	1-3	.333	1	2	3	3.0	3	0	0	2	0	9	3.3
COASTAL CAROLINA	12/07/24		12	2-3	.667	0-0	.000	1-1	1.000	0	3	3	3.0	4	0	1	0	0	5	3.5
BOB JONES	12/12/24		16	2-3	.667	0-0	.000	2-2	1.000	2	3	5	3.2	1	0	1	2	1	6	3.7
at Florida St.	12/17/24		14	0-4	.000	0-0	.000	0-1	.000	2	0	2	3.1	3	0	1	0	1	0	3.4
MERCER	12/21/24		9	0-0	.000	0-0	.000	1-2	.500	1	2	3	3.1	3	0	1	1	0	1	3.2
at Indiana	12/29/24		11	0-1	.000	0-0	.000	0-0	.000	0	3	3	3.1	2	0	0	1	2	0	3.0
USC UPSTATE	01/02/25		9	0-0	.000	0-0	.000	1-2	.500	2	2	4	3.1	2	0	0	1	0	1	2.9
at Radford	01/04/25		9	1-2	.500	0-0	.000	2-2	1.000	2	2	4	3.2	0	0	0	0	2	4	2.9
at Gardner-Webb	01/08/25		5	0-0	.000	0-0	.000	0-0	.000	0	0	0	3.0	2	0	1	2	0	0	2.8
LONGWOOD	01/11/25		5	0-1	.000	0-0	.000	0-2	.000	1	0	1	2.9	1	0	0	0	0	0	2.6
CHARLESTON SO.	01/15/25		18	1-3	.333	0-0	.000	0-0	.000	1	5	6	3.1	5	0	1	1	0	2	2.6
at UNC Asheville	01/18/25		7	1-1	1.000	0-0	.000	0-0	.000	1	2	3	3.0	0	0	1	1	0	2	2.6
at High Point	01/25/25		5	0-0	.000	0-0	.000	0-0	.000	1	0	1	3.0	2	0	0	0	0	0	2.5
PRESBYTERIAN	01/29/25		1	0-1	.000	0-0	.000	0-0	.000	0	0	0	2.8	0	0	0	0	0	0	2.3
at Charleston So.	02/05/25		3	0-1	.000	0-0	.000	0-0	.000	0	0	0	2.7	0	0	0	0	0	0	2.3
at USC Upstate	02/08/25		2	0-0	.000	0-0	.000	0-0	.000	0	1	1	2.6	1	0	0	0	0	0	2.2
at Presbyterian	02/19/25		1	0-1	.000	0-0	.000	0-0	.000	1	0	1	2.6	1	0	1	0	0	0	2.1
at Longwood	02/27/25		5	0-0	.000	0-0	.000	0-0	.000	1	1	2	2.6	0	0	1	0	1	0	2.0
Totals		0	221	18-37	.486	0-0	.000	18-32	.563	31	38	69	2.6	47	4	12	22	11	54	2.0

Games played: 27
Minutes/game: 8.2
Points/game: 2.0
FG Pct: 48.6
FT Pct: 56.3

Rebounds/game: 2.6
Assists/game: 0.1
Turnovers/game: 0.4
Assist/turnover ratio: 0.3
Steals/game: 0.4
Blocks/game: 0.8

				Field Goals		3-Point		F-Throws		Rebounds										Scoring	
SEASON	TEAM	GP-GS	MIN/AVG	FG-FGA	FG%	3FG-3FGA	3FG%	FT-FTA	FT%	OFF	DEF	TOT	AVG	PF-FO	A	TO	BLK	STL	PTS	AVG	
2023-24	W&M	26-0	316/12.2	16-28	.571	0-0	.000	6-23	.261	25	55	80	3.1	64-4	6	18	22	13	38	1.5	
2024-25	Win	27-0	218/8.1	18-37	.486	0-0	.000	18-32	.563	31	38	69	2.6	47-2	4	12	22	11	54	2.0	
TOTAL FOR Win		27-0	218/8.1	18-37	.486	0-0	.000	18-32	.563	31	38	69	2.6	47-2	4	12	22	11	54	2.0	
TOTAL		53-0	534/10.1	34-65	.523	0-0	.000	24-55	.436	56	93	149	2.8	111-6	10	30	44	24	92	1.7	



Henry Harrison

22

Guard / 5-11 / 175 / So.
Lewisburg, Pa.
(Lewisburg H.S.)

CAREER HONORS

EXTRA DRIBBLE

- Seen action in three games this season
- Made all of his three-point attempts (3-for-3) as a freshman
- Had a season-high four minutes vs. Brevard/vs. Toccoa Falls
- Lettered in soccer (4 yrs.) and basketball (3 yrs.) at Lewisburg H.S.
- Was team captain in 2023 and named to First Team All-Conference

CAREER HIGHS				BIG SOUTH			
Points	3	three times		Points	2	at Charleston Southern (1/24/24)	
Minutes	4	two times		Minutes			
FGM	1	four times		FGM			
FGA	3	Piedmont (11/4/24)		FGA			
3PTFGM	1	three times		3PTFGM			
3PTFGAs	2	Piedmont (11/4/24)		3PTFGAs			
FTM				FTM			
FTA				FTA			
Rebounds				Rebounds	1	at Charleston Southern (2/5/25)	
Assists	1	Bob Jones (11/28/23)		Assists			
Blocks				Blocks			
Steals	1	Charleston Southern (2/7/24)		Steals	1	Charleston Southern (2/7/24)	
Turnovers	1	three times		Turnovers			

Opponent	Date	gs	min	Total		3-Pointers		Free throws		Rebounds				pf	a	t/o	blk	stl	pts	avg
				fg-fga	pct	3fg-fga	pct	ft-fta	pct	off	def	tot	avg							
PIEDMONT	11/04/24	3		1-3	.333	0-2	.000	0-0	.000	0	0	0	0.0	0	0	0	0	0	2	2.0
LITTLE ROCK	11/09/24	1		0-0	.000	0-0	.000	0-0	.000	0	0	0	0.0	0	0	0	0	0	0	1.0
LIU	11/25/24	1		0-0	.000	0-0	.000	0-0	.000	0	0	0	0.0	0	0	0	0	0	0	0.7
AVERETT	11/27/24	3		0-2	.000	0-2	.000	0-0	.000	0	0	0	0.0	1	0	0	0	0	0	0.5
BOB JONES	12/12/24	3		0-2	.000	0-2	.000	0-0	.000	0	0	0	0.0	0	1	0	0	0	0	0.4
at Charleston So.	02/05/25	1		0-0	.000	0-0	.000	0-0	.000	0	1	1	0.2	0	0	0	0	0	0	0.3
Totals		0	12	1-7	.143	0-6	.000	0-0	.000	0	1	1	0.2	1	1	0	0	0	2	0.3

Games played: 6
Minutes/game: 2.0
Points/game: 0.3
FG Pct: 14.3
3FG Pct: 0.0

Rebounds/game: 0.2
Assists/game: 0.2
Assist/turnover ratio: 99.9

				Field Goals		3-Point		F-Throws		Rebounds										Scoring	
SEASON	TEAM	GP-GS	MIN/AVG	FG-FGA	FG%	3FG-3FGA	3FG%	FT-FTA	FT%	OFF	DEF	TOT	AVG	PF-FO	A	TO	BLK	STL	PTS	AVG	
2023-24	Win	7-0	16/2.3	3-3	1.000	3-3	1.000	0-0	.000	0	0	0	0.0	0-0	1	3	0	1	9	1.3	
2024-25	Win	7-0	14/2.0	1-7	.143	0-6	.000	0-0	.000	0	1	1	0.1	1-0	1	0	0	0	2	0.3	
TOTAL		14-0	30/2.1	4-10	.400	3-9	.333	0-0	.000	0	1	1	0.1	1-0	2	3	0	1	11	0.8	



Logan Duncomb 51

Center / 6-10 / 230 / Jr.
Cincinnati, Ohio
(Xavier)

CAREER HONORS

CAREER HIGHS				BIG SOUTH			
Points	10	two times		Points	10	at Charleston Southern (2/5/25)	
Minutes	27	Charleston Southern (1/15/25)		Minutes	27	Charleston Southern (1/15/25)	
FGM	5	Elon (12/20/22)		FGM	4	at Charleston Southern (2/5/25)	
FGA	7	at Charleston Southern (2/5/25)		FGA	7	at Charleston Southern (2/5/25)	
3PTFGM				3PTFGM			
3PTFGA				3PTFGAs			
FTM	4	Little Rock (11/9/24)		FTM	2	five times	
FTA	5	Little Rock (11/9/24)		FTA	4	at USC Upstate (2/8/25)	
Rebounds	7	Charleston Southern (1/15/25)		Rebounds	7	Charleston Southern (1/15/25)	
Assists	2	Elon (12/20/22)		Assists	1	two times	
Blocks	2	three times		Blocks	2	two times	
Steals	3	at Longwood (2/27/25)		Steals	3	at Longwood (2/27/25)	
Turnovers	2	Georgia Southern (11/16/24)		Turnovers	1	three times	

EXTRA DRIBBLE

- Solid contribution in the win at Longwood with five points, four rebounds, an assist, block and a career-high three steals
- In two meetings he's averaging 9.0 minutes, 3.5 points and 3.0 rebounds
- In eight minutes versus Asheville he had four points, two rebounds
- Tied his career-high of 10 points in the win at Charleston Southern
- Also pulled down five rebounds
- Turned in a solid eight minutes off the bench in the win over PC as he scored a season-high eight points and hauled in five rebounds to go along with a steal
- Came off the bench for a career-high 27 minutes as he finished with four points, career-high seven rebounds and two blocks
- Put in solid six minutes vs. Longwood, knocking down both free throws to go along with two rebounds and two steals
- Returned to action vs. Mercer after missing the previous nine games
- Put in a solid seven minutes off the bench at Indiana (2 rebounds, 2 points)
- Has three or more rebounds in nine of the 20 games played
- Began collegiate career at Indiana, transferred to Xavier and now at Winthrop
- Has battled through injuries most of his collegiate career
- Played in 18 games in two seasons at Indiana
- Led Moeller High School to a state title in 2019
- Named the GCL Co-Player of the Year
- McDonalds All-American Nominee

Opponent	Date	qs	min	Total		3-Pointers		Free throws		Rebounds				pf	a	t/o	blk	stl	pts	avg
				fg-fga	pct	3fg-fga	pct	ft-fa	pct	off	def	tot	avg							
LITTLE ROCK	11/09/24		8	1-2	.500	0-0	.000	4-5	.800	2	1	3	3.0	4	0	0	0	0	6	6.0
at Virginia Tech	11/11/24		8	0-2	.000	0-0	.000	0-0	.000	0	1	1	2.0	0	0	0	0	0	0	3.0
WILLIAM & MARY	11/15/24		4	1-3	.333	0-0	.000	0-0	.000	1	2	3	2.3	2	0	1	0	0	2	2.7
GA. SOUTHERN	11/16/24		4	0-1	.000	0-0	.000	3-4	.750	0	0	0	1.8	2	0	2	0	0	3	2.8
N.C. CENTRAL	11/17/24		6	1-1	1.000	0-0	.000	0-0	.000	0	3	3	2.0	1	0	1	1	0	2	2.6
MERCER	12/21/24		3	0-0	.000	0-0	.000	0-0	.000	0	0	0	1.7	1	0	1	0	0	0	2.2
at Indiana	12/29/24		7	1-2	.500	0-0	.000	0-1	.000	0	2	2	1.7	0	0	0	0	0	2	2.1
at Gardner-Webb	01/08/25		1	0-0	.000	0-0	.000	0-0	.000	0	0	0	1.5	0	0	0	0	0	0	1.9
LONGWOOD	01/11/25		6	0-1	.000	0-0	.000	2-2	1.000	1	1	2	1.6	2	0	1	0	2	2	1.9
CHARLESTON SO.	01/15/25		27	1-2	.500	0-0	.000	2-3	.667	2	5	7	2.1	4	0	0	2	0	4	2.1
at UNC Asheville	01/18/25		2	0-0	.000	0-0	.000	0-0	.000	0	1	1	2.0	1	0	0	0	0	0	1.9
at High Point	01/25/25		11	1-3	.333	0-0	.000	0-0	.000	1	0	1	1.9	1	1	0	0	1	2	1.9
PRESBYTERIAN	01/29/25		8	3-5	.600	0-0	.000	2-2	1.000	4	1	5	2.2	1	0	1	0	1	8	2.4
GARDNER-WEBB	02/01/25		7	1-1	1.000	0-0	.000	1-2	.500	1	2	3	2.2	0	0	1	0	0	3	2.4
at Charleston So.	02/05/25		12	4-7	.571	0-0	.000	2-2	1.000	2	3	5	2.4	1	0	0	1	0	10	2.9
at USC Upstate	02/08/25		11	1-2	.500	0-0	.000	2-4	.500	3	1	4	2.5	2	0	1	2	1	4	3.0
RADFORD	02/12/25		8	0-1	.000	0-0	.000	0-0	.000	0	2	2	2.5	0	0	0	1	0	0	2.8
HIGH POINT	02/15/25		10	1-1	1.000	0-0	.000	1-1	1.000	1	1	2	2.4	2	1	0	1	0	3	2.8
at Presbyterian	02/19/25		6	1-1	1.000	0-0	.000	0-0	.000	0	1	1	2.4	2	0	0	0	0	2	2.8
at Longwood	02/27/25		12	2-4	.500	0-0	.000	1-4	.250	1	3	4	2.5	3	1	1	1	3	5	2.9
UNC ASHEVILLE	03/01/25		8	2-3	.667	0-0	.000	0-0	.000	1	1	2	2.4	0	0	0	0	0	4	3.0
Totals		0	169	21-42	.500	0-0	.000	20-30	.667	20	31	51	2.4	29	3	10	9	8	62	3.0

Games played: 21
Minutes/game: 8.0
Points/game: 3.0
FG Pct: 50.0
FT Pct: 66.7

Rebounds/game: 2.4
Assists/game: 0.1
Turnovers/game: 0.5
Assist/turnover ratio: 0.3
Steals/game: 0.4
Blocks/game: 0.4

				Field Goals		3-Point		F-Throws		Rebounds										Scoring	
SEASON	TEAM	GP-GS	MIN/AVG	FG-FGA	FG%	3FG-3FGA	3FG%	FT-FTA	FT%	OFF	DEF	TOT	AVG	PF-FO	A	TO	BLK	STL	PTS	AVG	
2021-22	IND	9-0	19/2.1	2-4	.500	0-0	.000	2-2	1.000	3	3	6	0.7	3-0	1	3	1	1	6	0.7	
2022-23	IND	9-0	51/5.7	12-16	.750	0-0	.000	2-7	.286	5	10	15	1.7	8-0	2	3	5	1	26	2.9	
2024-25	Win	21-0	166/7.9	21-42	.500	0-0	.000	20-30	.667	20	31	51	2.4	29-0	3	10	9	8	62	3.0	
TOTAL FOR Win		21-0	166/7.9	21-42	.500	0-0	.000	20-30	.667	20	31	51	2.4	29-0	3	10	9	8	62	3.0	
TOTAL		39-0	236/6.1	35-62	.565	0-0	.000	24-39	.615	28	44	72	1.8	40-0	6	16	15	10	94	2.4	



Bryce Baker

55

Guard / 6-5 / 200 / Jr.
Mooresville, N.C.
(Old Dominion)

CAREER HONORS

CAREER HIGHS				BIG SOUTH			
Points	24	at UNC Asheville (1/18/25)		Points	24	at UNC Asheville (1/18/25)	
Minutes	34	Charleston Southern (1/15/25)		Minutes	34	Charleston Southern (1/15/25)	
FGM	8	at UNC Asheville (1/18/25)		FGM	8	at UNC Asheville (1/18/25)	
FGA	12	two times		FGA	12	at UNC Asheville (1/18/25)	
3PTFGM	7	at UNC Asheville (1/18/25)		3PTFGM	7	at UNC Asheville (1/18/25)	
3PTFGA	12	at Florida State (12/17/24)		3PTFGAs	10	at UNC Asheville (1/18/25)	
FTM	4	Virginia Wesleyan (11/6/23)		FTM	1	two times	
FTA	5	at Coastal Carolina (1/28/23)		FTA	2	Charleston Southern (1/15/25)	
Rebounds	7	two times		Rebounds	6	UNC Asheville (3/1/25)	
Assists	3	two times		Assists	1	two times	
Blocks	1	seven times		Blocks	1	at High Point (1/25/25)	
Steals	3	two times		Steals	3	Charleston Southern (1/15/25)	
Turnovers	4	at Florida State (12/17/24)		Turnovers	1	four times	

EXTRA DRIBBLE

- For the second time this season, Baker connected on seven threes in a road contest as he poured in 23 points in the win at Longwood
- Scored a career-high 24 points at UNC Asheville as he played 30 minutes off the bench and finished 8-of-12 from the field and 7-of-10 from three
- The seven threes were the most by an Eagle in a single-game since Cory Hightower had seven at LSU on Dec. 17, 2022
- In two meetings with Longwood this season he's averaging 14.0 ppg, 3.0 rpg and shooting 59 percent from the floor, 57 percent from three
- Averaging career-highs in points per game, rebounds per game, field goal percentage, and three-point field goal percentage
- Put in 21 minutes off the bench at Radford (5 points, 4 rebounds)
- Was in double-figures back-to-back games after 12 off the bench vs. Mercer
- Finished the game 4-for-5 from three and is now 10-of-17 the last two games
- Scored 15 of his career-high 18 points in the second half of the loss at FSU
- Was 6-for-12 behind the arc, setting a career-best for made threes in a single-game
- Ranked 8th in the Big South with 1.8 threes per game
- In the 10 games he's hit multiple threes he's a combined 50-for-97 (52%)
- In games he's hit one or fewer threes he's a combined 7-for-51
- Has multiple threes in back-to-back games five times this season
- Has 13 games with multiple threes, Eagles 11-2 in those games
- Has six or more rebounds in five games and at least four or more in 12 games
- Transfer from Old Dominion where he played in 32 games last season with seven starts
- Was second on the team with 42 three-pointers made
- Named Most Efficient Player on the AAU Under Armour Circuit for Team Charlotte
- Led Combine Academy to a state title in 2020 (North Carolina)
- Led Davidson Day to a state tile in 2019 (North Carolina)

Opponent	Date	qs	min	Total		3-Pointers		Free throws		Rebounds											
				fg-fga	pct	3fg-fga	pct	ft-fa	pct	off	def	tot	avg	pf	a	t/o	blk	stl	pts	avg	
PIEDMONT	11/04/24		15	6-11	.545	4-8	.500	0-0	.000	1	3	4	4.0	1	0	0	0	0	16	16.0	
LITTLE ROCK	11/09/24	*	24	2-8	.250	2-7	.286	2-2	1.000	2	4	6	5.0	1	1	2	0	0	8	12.0	
at Virginia Tech	11/11/24	*	24	0-8	.000	0-8	.000	0-0	.000	1	6	7	5.7	1	2	0	0	0	0	8.0	
WILLIAM & MARY	11/15/24	*	30	6-11	.545	4-9	.444	0-0	.000	0	6	6	5.8	1	1	0	0	1	16	10.0	
GA. SOUTHERN	11/16/24	*	29	2-6	.333	1-5	.200	0-2	.000	0	6	6	5.8	2	1	0	1	2	5	9.0	
N.C. CENTRAL	11/17/24	*	21	0-5	.000	0-3	.000	0-0	.000	0	4	4	5.5	0	1	1	1	0	0	7.5	
at Louisville	11/22/24		22	1-6	.167	1-6	.167	2-2	1.000	1	3	4	5.3	0	0	2	0	1	5	7.1	
LIU	11/25/24		20	3-8	.375	2-5	.400	0-0	.000	0	5	5	5.3	3	2	1	0	2	8	7.3	
AVERETT	11/27/24		18	4-8	.500	3-7	.429	0-0	.000	0	1	1	4.8	0	1	1	1	1	11	7.7	
at Queens (NC)	12/03/24		16	1-4	.250	0-2	.000	0-0	.000	1	2	3	4.6	1	0	1	0	0	2	7.1	
COASTAL CAROLINA	12/07/24		10	1-4	.250	1-3	.333	0-0	.000	1	0	1	4.3	3	0	1	0	0	3	6.7	
BOB JONES	12/12/24		16	2-7	.286	2-6	.333	0-0	.000	2	4	6	4.4	1	3	2	0	0	6	6.7	
at Florida St.	12/17/24		23	6-12	.500	6-12	.500	0-0	.000	1	4	5	4.5	0	0	4	0	2	18	7.5	
MERCER	12/21/24		20	4-5	.800	4-5	.800	0-1	.000	0	4	4	4.4	3	2	0	0	1	12	7.9	
at Indiana	12/29/24		12	0-3	.000	0-3	.000	0-0	.000	0	1	1	4.2	1	0	0	0	0	0	7.3	
USC UPSTATE	01/02/25		11	0-2	.000	0-2	.000	0-0	.000	0	3	3	4.1	1	0	1	0	0	0	6.9	
at Radford	01/04/25		21	2-5	.400	1-3	.333	0-0	.000	3	1	4	4.1	2	0	1	0	0	5	6.8	
at Gardner-Webb	01/08/25		6	0-1	.000	0-1	.000	0-0	.000	0	0	0	3.9	0	0	0	0	0	0	6.4	
LONGWOOD	01/11/25		18	2-6	.333	1-4	.250	0-0	.000	1	3	4	3.9	0	1	0	0	1	5	6.3	
CHARLESTON SO.	01/15/25		34	3-6	.500	2-4	.500	1-2	.500	1	4	5	4.0	3	1	1	0	3	9	6.5	
at UNC Asheville	01/18/25		30	8-12	.667	7-10	.700	1-1	1.000	0	3	3	3.9	3	0	0	0	1	24	7.3	
at High Point	01/25/25		19	1-5	.200	0-3	.000	0-0	.000	0	3	3	3.9	0	0	1	1	1	2	7.0	
PRESBYTERIAN	01/29/25		10	1-3	.333	1-3	.333	0-0	.000	0	1	1	3.7	0	1	1	0	0	3	6.9	
GARDNER-WEBB	02/01/25		13	0-0	.000	0-0	.000	3-3	1.000	0	0	0	3.6	0	1	0	0	0	3	6.7	
at Charleston So.	02/05/25		20	1-5	.200	0-4	.000	0-0	.000	0	1	1	3.5	1	0	1	1	0	2	6.5	
at USC Upstate	02/08/25		18	3-8	.375	3-7	.429	0-0	.000	1	1	2	3.4	0	0	1	0	0	9	6.6	
RADFORD	02/12/25		11	0-0	.000	0-0	.000	0-0	.000	0	1	1	3.3	0	1	1	0	1	0	6.4	
HIGH POINT	02/15/25		10	0-2	.000	0-2	.000	0-0	.000	0	0	0	3.2	0	0	0	0	0	0	6.1	
at Presbyterian	02/19/25		14	1-2	.500	1-2	.500	0-0	.000	0	0	0	3.1	1	0	0	0	1	3	6.0	
at Longwood	02/27/25		23	8-11	.727	7-10	.700	0-0	.000	0	2	2	3.1	1	1	0	0	2	23	6.6	
UNC ASHEVILLE	03/01/25		27	4-8	.500	4-7	.571	1-2	.500	2	4	6	3.2	0	2	0	0	1	13	6.8	
Totals		5	585	72-182	.396	57-151	.377	10-15	.667	18	80	98	3.2	30	22	23	5	21	211	6.8	

Games played: 31
Minutes/game: 18.9
Points/game: 6.8
FG Pct: 39.6
3FG Pct: 37.7
FT Pct: 66.7

Rebounds/game: 3.2
Assists/game: 0.7
Turnovers/game: 0.7
Assist/turnover ratio: 1.0
Steals/game: 0.7
Blocks/game: 0.2

				Field Goals		3-Point		F-Throws		Rebounds										Scoring	
SEASON	TEAM	GP-GS	MIN/AVG	FG-FGA	FG%	3FG-3FGA	3FG%	FT-FTA	FT%	OFF	DEF	TOT	AVG	PF-FO	A	TO	BLK	STL	PTS	AVG	
2022-23	ODU	27-9	323/12.0	26-74	.351	21-63	.333	4-9	.444	13	26	39	1.4	20-0	5	6	3	10	77	2.9	
2023-24	ODU	32-3	632/19.8	56-158	.354	42-124	.339	7-12	.583	23	50	73	2.3	28-0	20	11	2	12	161	5.0	
2024-25	Win	31-5	584/18.8	72-182	.396	57-151	.377	10-15	.667	18	80	98	3.2	30-0	22	23	5	21	211	6.8	
TOTAL FOR Win		31-5	584/18.8	72-182	.396	57-151	.377	10-15	.667	18	80	98	3.2	30-0	22	23	5	21	211	6.8	
TOTAL		90-17	1540/17.1	154-414	.372	120-338	.355	21-36	.583	54	156	210	2.3	78-0	47	40	10	43	449	5.0	